

2023 Nursing Program Application Preview

The following are images of what you will see when you apply to the nursing program – please see applicable notes listed before each page image below. For best results, please use Google or Firefox.

Notification that you must be a COCC student and have an activated student account in order to log-in to the application; please review contents:

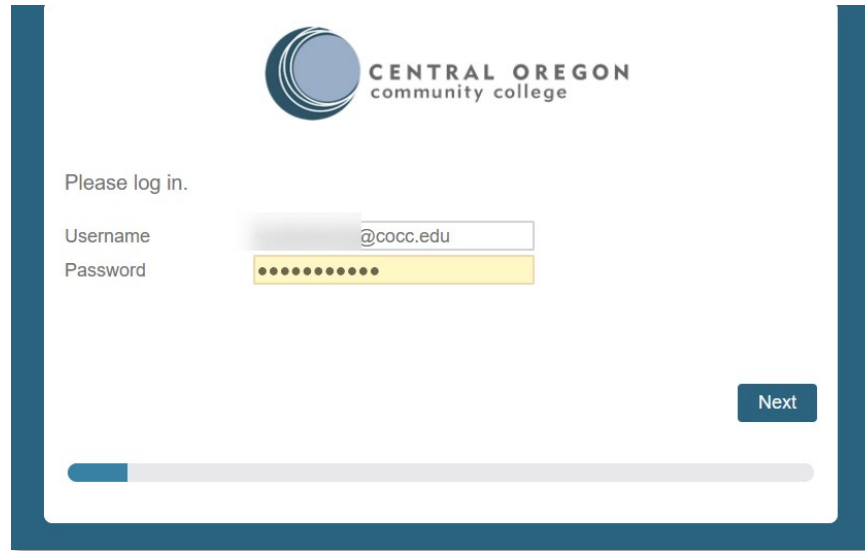
Welcome to the 2023 Nursing Program Application!

On the next page, you will be required to log-in with your COCC account username and password (COCC email and single sign-on password).

- If you are not a current COCC student, you need to apply to COCC in order to obtain and activate your account. Please see COCC's [Apply Now](#) web page for more information.
- If you are a current student and either need to activate your account or reset your password, please visit COCC's [password manager](#) web page before attempting to log-in to the application.
 - Using an incorrect username/password combination will cause the application to time-out without collecting your data - you will then need to reset your password and clear your browser cache before you are able to attempt logging-in again.

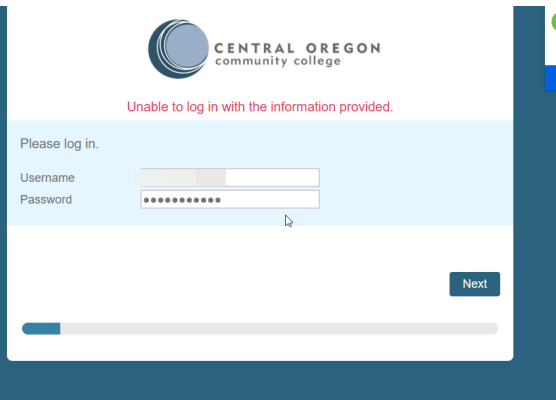
Please note, you cannot save you application progress to finish at a later time; you will need to re-start a new application if you do not finish (incomplete application data will not be saved/recorded). Please see the Nursing Application Preview document on the [Nursing Program Registration Info](#) web page to view the contents/requirements of the application rather than starting and not finishing the application.

Log-in screen where you will enter your COCC username (COCC email) and your password:

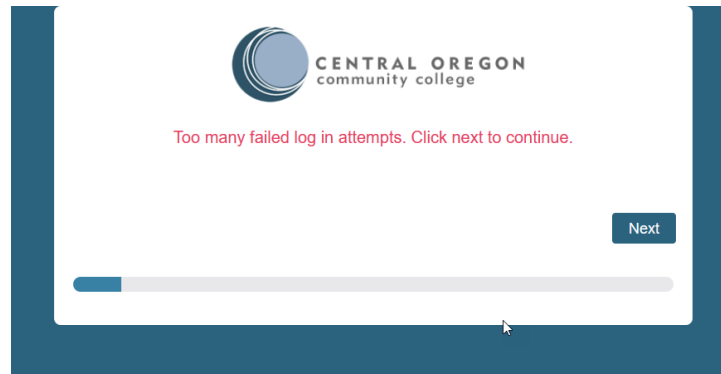


The screenshot shows the COCC login interface. At the top left is the Central Oregon Community College logo. Below it, the text "Please log in." is displayed. There are two input fields: "Username" containing "@cocc.edu" and "Password" containing a series of dots. A "Next" button is located at the bottom right. A progress bar is visible at the bottom of the form area.


Please note: if you are using the incorrect log-in credentials you will see the following screens (you will need to re-set your password and clear your browser cache before attempting to log-in again):



This screenshot shows the login screen with a red error message: "Unable to log in with the information provided." The username and password fields are empty. The "Next" button is visible at the bottom right.



This screenshot shows the login screen with a red error message: "Too many failed log in attempts. Click next to continue." The "Next" button is visible at the bottom right.



This screenshot shows the login screen with a detailed error message: "Please note: if you are seeing this message, but haven't provided any data for the application, you are not using the correct log-in credentials (please visit COCC's [password manager](#) webpage if you need to activate your account or reset your password). After resetting your password, make sure to close your browser window and clear your browsing cache before attempting to log-in again with the correct credentials." The "Next" button is visible at the bottom right.

Application introduction and instruction; your name will be posted at the top of this page – make sure this is your information:

Hello ,



Please answer each question and acknowledge each statement as directed. You must complete and submit this application in order for it to be recorded:

- If you exit the application before you get the application submitted confirmation message, your application will not be saved or recorded.
- Incomplete applications will not be saved or recorded, i.e. you cannot start the application, save and come back later to finish (you can preview the contents of the application by viewing the Nursing Application Preview document on the [Nursing Program Registration Info](#) web page).
- You can submit the application as many times as you want, just note that only the most recent, complete application data will be saved and recorded.
 - You do not have to complete the TEAS and/or HSRT prior to applying - they just have to be taken and/or scores submitted prior to the deadline.

Your GradTracks record will be updated showing your application has been received within 3-5 business days after it has been submitted.

Please note, all contact information will be pulled from your existing student account - please update your mailing address, email address, and/or phone number via your Bobcat Web account if necessary.

Please preview the contents/requirements:

2023 Nursing Application for:

Name:



If this is not your name, please close your browser and re-start the application.

Please indicate your residency status as of the start of the Fall 2023 term (September 25, 2023). See COCC's [Residency Policy](#) for more information.

*Please note, this information will be verified against the information already noted in your student record - you may be required to show proof of residency if any discrepancies are noted within your student record.

In-District

In-State/Out-of-District

Border State

Out-of-State

← BACK

NEXT →

I have taken/will take the TEAS exam by the application deadline (TEAS scores from tests taken at COCC will automatically be added to applications).

Yes, I have taken the TEAS exam and if taken via ATI, my score has been sent to COCC

Yes, I will take the test and/or have my scores submitted prior to the deadline

No - I understand this will make my application ineligible for evaluation

I have taken/will take the HSRT-AD exam at COCC by the application deadline (the HSRT-AD score will automatically be added to the application, COCC does not accept HSRT-AD scores taken at other institutions or testing sites).

Yes, I have taken the HSRT

Yes, I will take the HSRT by the deadline

No - I understand my application will be marked as ineligible for evaluation

I have submitted/will submit all official transcripts for prerequisite and support coursework completed at other colleges/universities by the application deadline (coursework in progress during Spring term at other colleges/universities must be submitted via the process outlined in the Nursing Selective Admissions Handbook by the application deadline).

Yes

No - I understand my application will be marked as ineligible for evaluation

Not Applicable

I understand all COCC coursework will automatically be added to the application.

Yes

[NEXT →](#)

I understand that, if admitted, a background check, a 10-panel urine drug screen, specific immunizations (or proof of immunizations), and a BLS CPR card will be required (the complete information will be provided in admit letters).

Yes

COCC is an affirmative action, equal opportunity institution.

I certify that the information contained in this application is true and I understand that providing false information will result in disqualification of my Nursing Program application. I understand that this application must be submitted by June 13, 2022 at 5:00 pm.

Yes

No, I understand that my application will be marked ineligible for evaluation.

← BACK

NEXT →

Application Confirmation Page: your application is not completely submitted until you see this final screen/page of the application.

Thank you for submitting your application to the Fall 2023 Nursing Program at Central Oregon Community College. Your GradTracks record will be updated showing the application has been submitted in 3-5 business days.

If you have questions about the application process, please refer to the [Fall 2023 Nursing Selective Admissions Handbook](#) or email questions to SelectiveAdmissions@cocc.edu.