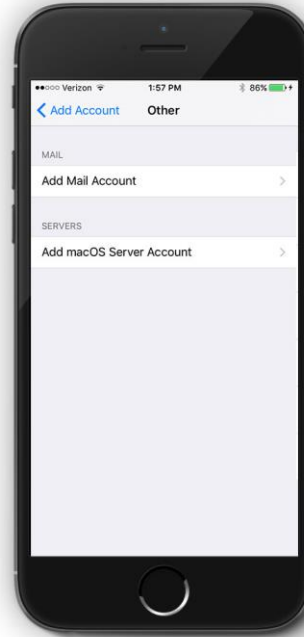


1. From the Home screen, tap Settings > Mail > Add Account.



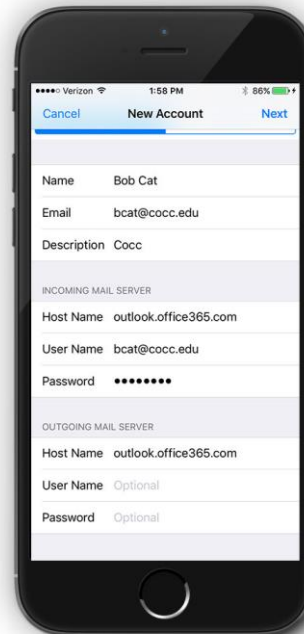
2. From the Add Account screen, tap Other > Add Mail Account



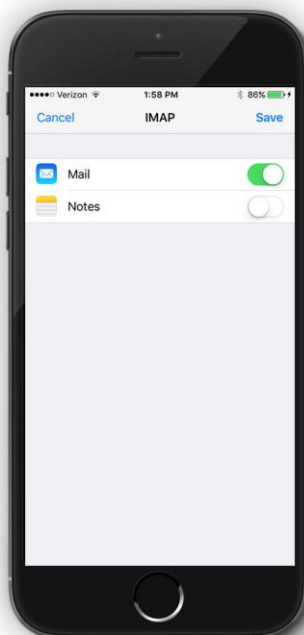
3. From the New Account screen, enter your information. Use your full COCC email (including the @cocc.edu) and password. You can change the text in the description field if you like.




4. On the next screen, enter **outlook.office365.com** for the hostname Name, COCC email address, and password. Re-enter your COCC email and password. Tap Next.



5. On the next screen, enable Mail and Save.



Your email should now sync to your native Mail app on the latest iOS.



\* An alternative method is to download the Microsoft Outlook App from the App store

