



The Economic Value of Central Oregon Community College

REFLECTS FISCAL YEAR 2018-19



ECONOMIC IMPACT ANALYSIS

↑ = 100 jobs

1 out of every **35**

jobs in the COCC District is supported by the activities of COCC and its students



Alumni impact

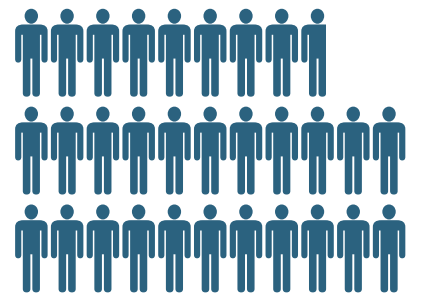
Impact of the increased earnings of COCC alumni and the businesses they work for

\$219.4 million

Added income

an economic boost similar to hosting the World Series
37x

3,075 Jobs supported



- OR -

COCC TOTAL ANNUAL IMPACT

\$298.9 million

Added income

- OR -

4,166
Jobs supported



Operations spending impact

Impact of annual payroll and other spending

\$57.4 million

Added income

enough to buy 1,711 new cars

642 Jobs supported



- OR -



Student spending impact

Impact of the daily spending of COCC students attracted to or retained in the region

\$22.1 million

Added income

449 Jobs supported



- OR -

enough to buy 1,780 families* a year's worth of groceries

* family of four

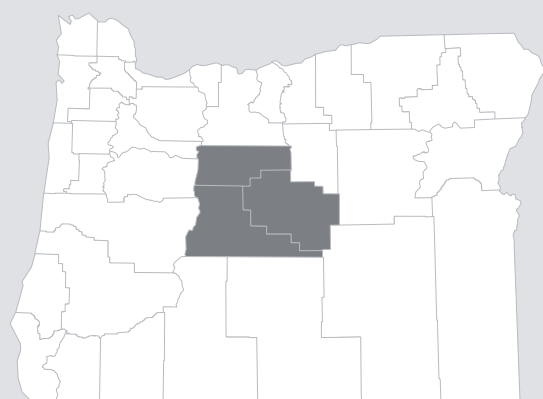
About COCC

8,219 Credit students

7,350 Non-credit students

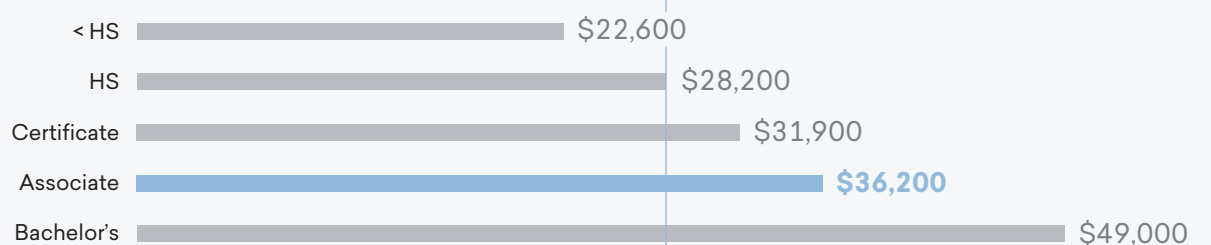
530 Employees

The COCC District



INVESTMENT ANALYSIS

The average associate degree graduate from COCC will see an increase in earnings of **\$8,000** each year compared to someone with a high school diploma working in Oregon.



For every \$1...



Students gain \$3.70 in lifetime earnings



Taxpayers gain \$2.00 in added tax revenue and public sector savings



Society gains \$6.20 in added state revenue and social savings