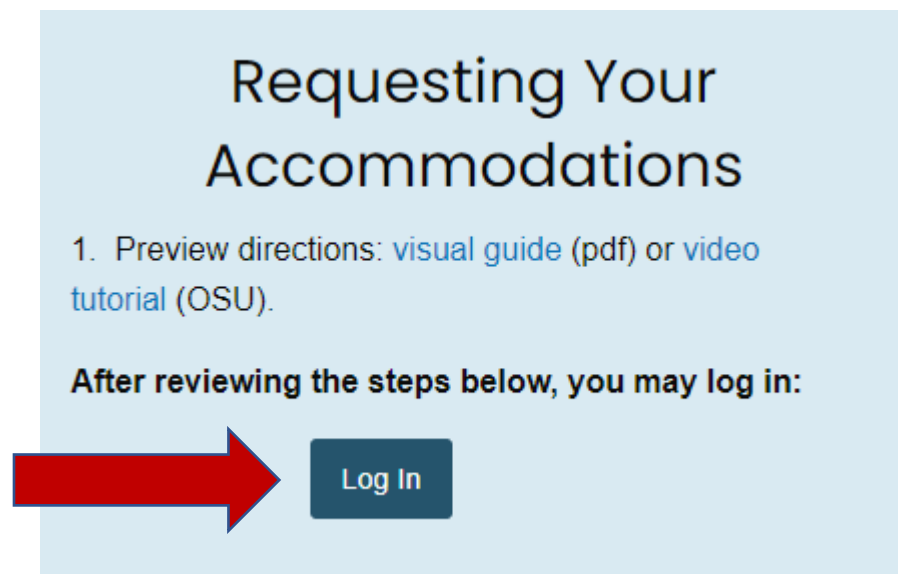


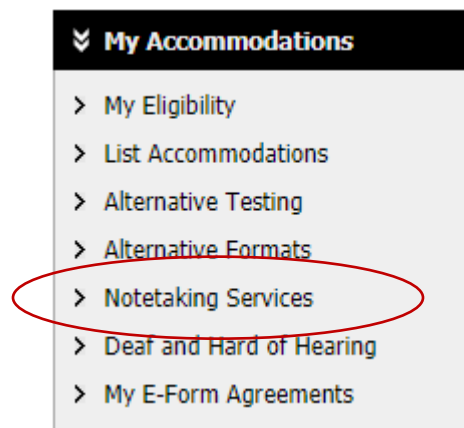
Accessing your Notes

Important Information: You must contact disabilityservices@cocc.edu if you have any concerns about receiving your notes, including if you are not receiving them within 24 hours of the class period. We will contact your note taker to review these guidelines.

1. **Log In**- Log in from the Disability Services home page using your Single-Sign On and clicking 'log in' under the requesting your accommodations section.



2. **Select Note Taking Services**- On the left hand side of the screen, under the "My Accommodations" section, select "Note taking Services."



3. **Find your course-** Scroll down to the course that you wish to access notes for and select 'available notes for Download'.



ASL 101.1 - Interpreting

List of Notetaker(s):

- Name: Confidential - Contact Office If You Have Any Questions or Concerns.

Available Note(s) for Download (Click to Expand)

4. **Find your notes-** Scroll through to find the week and day of the notes you want, and select 'download note.'

- test notes 1  [Download Note](#)
File Name: (0204FLB) Test notes.docx
File Size: 11 KB Uploaded on: Thursday, February 04, 2021 at 01:46:48 PM
- Notes for Week 1 (Monday, Wednesday, Friday)  [Download Note](#)
File Name: (0204GM9) AIM_Features.pdf
File Size: 228 KB Uploaded on: Thursday, February 04, 2021 at 12:28:09 PM

Important note: We are monitoring 'views' of notes. If we see you are not viewing your notes, we will email you about the potential to cancel services.

Contact disabilityservices@cocc.edu if you have any questions.