




Welcome to our NEW Online Registration System for COCC's Youth Camp@COCC. To register your child online, please use the following steps:

**STEP 1**



**Create a Profile in your Child's Name**

Go to [www.enrole.com/cocc/](http://www.enrole.com/cocc/). All new users, including past customers in our former system, need to create a customer profile using the "Sign In" button. Click on "Create Profile" and fill out required fields. Choose a unique username and password.


**STEP 2**



**Search for a Specific Youth Camp**

After you "Sign In," click on the Youth Camp tab on the left-hand side of the page or enter the camp name or key word in the "Search Catalog" box.

**STEP 3**



**Add Camp(s) to the Cart**

Once you have located your camp, choose the available date/session that best fits your schedule and "Add to Cart." You can add multiple camps to your cart by clicking "Continue Shopping." Do not fill out the "Parent/Guardian" information until you are done adding camps to the cart. **NOTE: All students registering for a culinary camp must purchase one new chef coat for \$30. Be sure to add a Cascade Culinary Institute Chef Coat to the cart.**


**STEP 4**



**Complete Parent/Guardian Information and Choose Complimentary T-shirt Size**

Before checking out, complete the required "Parent/Guardian" information including name, phone number and email address. You will also need to choose your child's t-shirt size.

**STEP 5**



**Complete Transaction**

Complete your transaction by clicking on the "Checkout" button and paying by credit card (Visa, MasterCard, or Discover). You will receive an email confirmation once you have completed the process. Don't forget to fill out the required Youth Camp forms found during registration or at [cocc.edu/youthcamp/](http://cocc.edu/youthcamp/).

View our [FAQ](#) section for additional tips. If you need assistance, call us at 541.383.7270 or email [ceinfo@cocc.edu](mailto:ceinfo@cocc.edu).