




Welcome to our Online Registration System for COCC's Youth Camp@COCC. To register your child online, please use the following steps:

**STEP 1**



**Create a Profile in your Child's Name**

Go to [www.enrole.com/cocc/](http://www.enrole.com/cocc/). Create a customer profile for your child using the "Sign In" button. Click on "Create Profile" and fill out the required information. Choose a unique username and password

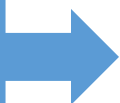
**STEP 2**



**Search for a Specific Youth Camp**

After you "Sign In," click on the Youth Camp tab on the left-hand side of the page or enter the camp name or key word in the "Search Catalog" box.

**STEP 3**



**Add Camp(s) to the Cart**

Once you have located your camp, choose the available date/session that best fits your schedule and "Add to Cart." You can add multiple camps to your cart by clicking "Continue Shopping." **NOTE: All students registering for a culinary camp must have a Cascade Culinary Institute (CCI) Chef Coat. If your child has a CCI chef coat from a previous camp, you do NOT need to purchase a new one. If you need to purchase one, you may add the CCI Chef Coat "Subsession" to the cart for an additional \$30.**

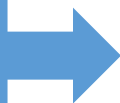
**STEP 4**



**Complete Parent/Guardian Information and Choose Complimentary T-shirt Size**

Before checking out, complete the required "Parent/Guardian" information including name, phone number and email address. You will also need to choose your child's t-shirt size.

**STEP 5**



**Complete Transaction**

Complete your transaction by clicking on the "Checkout" button and paying by credit card (Visa, MasterCard, or Discover). You will receive an email confirmation once you have completed the process. Don't forget to fill out the required Youth Camp forms found during registration or at [cocc.edu/youthcamp/](http://cocc.edu/youthcamp/).

View our [FAQ](#) section for additional tips. If you need assistance, call us at 541.383.7270 or email [ceinfo@cocc.edu](mailto:ceinfo@cocc.edu).