



**BUDGET DOCUMENT
FISCAL YEAR 2014/15**



**CENTRAL OREGON
community college**

Table of Contents

College History and Overview.	3	Special Revenue Fund.	58
Mission, Vision and Core Themes.	9	Auxiliary Fund.	65
Budget Committee	10	Financial Aid Fund.	74
Organization Chart.	11	Trust and Agency Fund.	79
Fund Types.	12	Appendix.	81
Revenue Sources	14	Long-Term Debt Service.	82
Organizational Units.	15	Summary of Transfers.	83
Budget Process.	16	Budgeted Capital Expenditures.	84
President's Budget Message.	17	Student Enrollment Graph by FTE.	85
Consolidated Budget	23	Student Enrollment Graph by Headcount.	86
General Fund	25	Publication Notices.	87
Debt Service Fund.	41	Form CC-1...	89
Capital Projects Fund.	44	Form ED-50.	91
Enterprise Fund.	48	Budget Resolution.	92
Internal Service Fund.	52	Appropriation Resolution.	93
Reserve Fund	55	Property Tax Levy Resolution.	96

College History and Overview

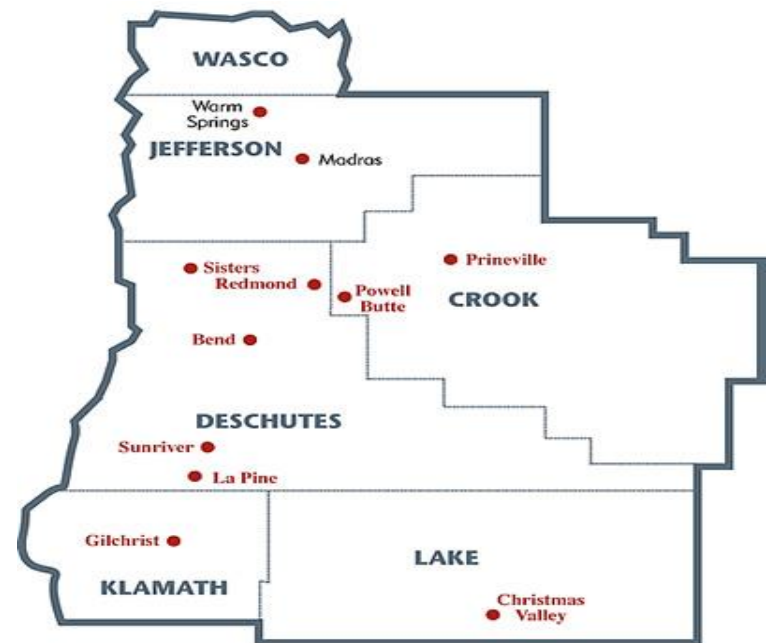
HISTORY

- Central Oregon Community College was founded in 1949 as part of the Bend School District. It is the longest standing community college in Oregon. The College District was formed in 1959 and officially established as the Central Oregon Area Education District by a vote of residents in 1962. The original Bend campus opened 50 years ago, in 1964.
- Don P. Pence served first as director of the College (from 1950 to 1957) and then as the first president (from 1957 to 1967). Dr. Frederick H. Boyle was president from 1967 through 1990. Dr. Robert L. Barber was the third president in the College's history and served through 2004. Dr. James E. Middleton has served for 10 years and is scheduled to retire in September 2014. At that time, Dr. Shirley Metcalf, currently the dean of extended learning, will serve as interim president until a permanent president is chosen in 2015.

OUR DISTRICT

- The Central Oregon Community College District

encompasses all of Crook, Deschutes and Jefferson counties, as well as the southern part of Wasco and northern portions of Klamath and Lake counties. A seven-member board of directors governs the College, with members of that board elected from geographic zones in the District. The District covers a 10,000-square-mile area, making it larger than eight of the U.S. states.



College History and Overview

OUR CAMPUSES

- The College's main campus is located on the western edge of Bend, a city known for its natural beauty and its proximity to diverse recreational opportunities. The 200-acre Bend campus offers quiet, peaceful surroundings for study and reflection. With its location on the western slope of Awbrey Butte, students have a spectacular view of the Oregon Cascade mountain range from nearly every point on the grounds. The campus contains 26 buildings with a total of 575,000 square feet under roof. The newest buildings are the Health Careers Center and Science Center, funded by a voter-approved bond measure, both opening in fall 2012.
- On the 25-acre Redmond Campus, there are three buildings, housing College administration, classrooms and a computer lab. The new Redmond Technology Education Center opens in Fall 2014, housing state-of-the-art facilities and programs.

- In 2011, COCC opened new campuses in Madras and Prineville. The Madras Campus was funded by the 2009 bond measure and placed on land donated to COCC by the local Bean Foundation, and the COCC Crook County Open Campus was funded jointly by the bond measure and a grant to Crook County from the U.S. Department of Commerce Broadband Technology Opportunity Program, and is on land donated by the County.

All campuses offer credit and non-credit courses and the necessary student services to help assure student success.

OUR STUDENTS

- More than 17,000 students enrolled in classes at COCC last year. Approximately 11,000 were credit students and 7,000 non-credit students. While 40 percent of the credit students are under the age of 24, another quarter are 35 and older. About 40 percent of the students enroll in career and technical education programs and take career-oriented courses of study. The remainder enroll in courses that form the freshman and

College History and Overview

sophomore years of a four-year college program. Students in such a program usually intend to transfer to another college or university for their junior and senior years.

OUR FACULTY

- COCC has 125 full-time faculty members, 50 adjunct faculty (semi-permanent faculty on annual contracts) and approximately 200 part-time instructors per term. The College's faculty is a committed, professional group of educators, which provides stimulating and meaningful learning experiences for the College's students. Faculty members serve as advisors to individual students, assisting them in planning academic programs and schedules. All COCC faculty are required to have at least a master's degree or equivalent training. Within the institution, there is strong motivation for continuing professional improvement by all faculty and administrators. About 40 percent of the faculty have doctorates in their disciplines, which is a very high percentage for a community college.

COCC FOUNDATION

- Education changes lives. For more than 50 years, Central Oregon Community College Foundation scholarships have enabled students to learn new skills, earn technical certificates, complete two-year associate's degrees and be prepared to pursue the remainder of their undergraduate studies at a college or university. Students can apply for an annual scholarship for the next academic year from December 15 – July 15.
- The COCC Foundation is the oldest community college foundation in Oregon. Its assets have grown significantly over the years, from the first gift of \$500 in 1955 to over \$15 million in assets today. In addition to scholarship support, these assets, primarily endowment funds, provide support in a variety of ways, from supporting faculty positions to providing support for the Nancy R. Chandler Visiting Scholar Program. For 2013-2014, the Foundation awarded more than 320 scholarships totaling more than \$1 million. For more information, call 541-383-7225.

College History and Overview

CONTINUING EDUCATION

COCC's Continuing Education Department offers innovative, high quality, community-driven, affordable noncredit classes and events to adults throughout the District. Classes provide opportunities to stay current with job skills, engage in a new hobby or expand outdoor activities. Continuing Education classes are easy to access. There are no applications, no transcripts and no special qualifications. Students sign up and pay the class fee to enroll.

- *Professional and Career Development:* A variety of high-quality professional education courses are available for those who want to stay competitive in their careers, study for industry certifications, meet continuing education requirements, or pursue entry-level career training. Professional development opportunities include accounting/bookkeeping, computers, graphic and website design, project management, health care and wellness, landscaping, leadership and management. COCC can customize training so employees gain the specific knowledge they need to

perform their job duties and contribute to a more productive and profitable business.

- *Community Learning:* The Community Learning program provides hundreds of classes each term that encourage students to explore personal interests and learn new skills. Take classes for fun, business, health, recreation or personal growth—the choice is yours. Class schedules are mailed to households throughout the district and are available online at www.cocc.edu/community-learning/.
- *Small Business Development Center:* The Small Business Development Center (SBDC) at COCC helps local business owners build a business that works for them. The SBDC delivers services to anyone who owns or operates a business or is planning to start a business. They work with businesses in every industry and at every stage of growth from start-ups to well-established companies, from one employee to 500. Five experienced staff advisors are available to meet with businesses by appointment throughout the

College History and Overview

tri-county region. From Madras to La Pine and Sisters to Prineville, advising is free and available for anyone requesting assistance. In addition, the

SBDC offers:

- Practical training and workshops
- Access to capital
- Strategic market research
- Small Business Management program
- Grow Oregon for larger traded companies
- International trade assistance
- Government contracting assistance
- Discounted programs for veterans

The goal of the SBDC at COCC is to have a positive impact on the growth and sustainability of Central Oregon businesses.

- *Online Noncredit Courses:* COCC offers a wide variety of online courses designed to minimize commute time and accommodate your

schedule. Students gain skills to enhance their career or choose topics for just for fun and personal enrichment.

ADULT BASIC SKILLS (ABS)

- The Adult Basic Skills program provides instruction in basic reading, writing, math, and study skills as well as basic computer skills to prepare students for the General Education Development (GED) test, for college credit classes, and for work. The two options within the ABS program are the English Language Learning (ELL) program and the Adult Basic Skills/Adult Secondary Education (ABS/ASE) program for college and GED preparation through Basic Reading and Writing and Basic Math classes.
- The English Language Learning program is designed for adults who need to learn the English language. The ELL classes focus on listening, speaking, reading and writing skill development. The ABS/ASE program offers courses that focus on skill development in reading, writing, and math for a variety of purposes including college and GED preparation.

College History and Overview

BARBER LIBRARY

- COCC's three-story, 72,000-square-foot Barber Library opened in March 1998 and serves the students, faculty and staff of COCC and OSU-Cascades. The Barber Library collection features more than 200 online resources, over 80,000 books (both print and electronic), thousands of e-journals, a browsing print journal collection, DVDs and more than 10,000 streaming videos. The Library is a selective depository for U.S. federal documents and databases. Current, credit-enrolled COCC students, faculty and staff can access most of the Library's electronic resources from off campus. COCC is a member in the Orbis Cascade Alliance, a consortium of academic libraries in the Northwest that provides services such as the Summit Catalog, Summit Borrowing, and database licensing opportunities. Current, credit-enrolled students, faculty and staff of COCC and OSU-Cascades may search for and place requests on 30 million Summit items. Wireless networks are available throughout the Library for students, faculty and staff, as well as community patrons

and campus visitors. Each year the Barber Library hosts art exhibitions in the Rotunda Gallery, as well as a few literary events.

ACCREDITATION

- Central Oregon Community College is accredited by the Northwest Commission on Colleges and Universities. Accreditation was most recently reaffirmed in 2012. Accreditation of an institution of higher education by the Northwest Commission on Colleges and Universities indicates that it meets or exceeds criteria for the assessment of institutional quality evaluated through a peer review process. An accredited college or university is one which has available the necessary resources to achieve its stated purposes through appropriate educational programs, is substantially doing so, and gives reasonable evidence that it will continue to do so in the foreseeable future. Institutional integrity is also addressed through accreditation. A copy of COCC's official accreditation documentation is on reserve and available for review in the Barber Library during regular library hours.

Mission, Vision, and Core Themes

MISSION STATEMENT

Central Oregon Community College promotes student success and community enrichment by providing quality, accessible, lifelong educational opportunities.

VISION STATEMENT

To achieve student success and community enrichment, COCC fosters student completion of academic goals, prepares students for employment, assists regional employers and promotes equitable achievement for the diverse students and communities we serve.

CORE THEMES

The Board has adopted four core themes that manifest the essential elements of COCC's mission. The core themes are:

- *Transfer and Articulation:* Courses and programs paralleling the freshman and sophomore courses of colleges and universities for those who seek to transfer and then earn a baccalaureate degree.
- *Workforce Development: Career and Technical Education (CTE).* One- and two-year professional training programs for those who seek certificates or degrees that lead to employment in business, industry, the trades or government service as technicians or skilled workers. Business, Professional and Employee Development. Non-credit business classes, resources, workshops and information to help individuals and businesses succeed.
- *Basic Skills:* Several academic departments and the College's Adult Basic Skills program offer courses that prepare students for college-level classes that will count toward degree completion and are transferable to other institutions. These classes are frequently available online or in classrooms on the Bend and Redmond campuses or other sites throughout Central Oregon.
- *Lifelong Learning:* Non-credit learning opportunities at times and places convenient to adult students, using traditional and nontraditional instructional techniques. Course topics range from computers to cooking and language instruction to gardening and other outdoor activities.

Budget Committee

The Budget Committee is the District's fiscal planning and advisory committee. The committee consists of seven elected governing members and seven qualified district voters appointed by the governing board.

Board of Directors:

<u>Name</u>	<u>Zone</u>	<u>Location</u>	<u>Term Expires</u>
Joe Krenowicz	1	Madras	6/30/2017
Laura Cooper	2	Prineville	6/30/2017
Anthony Dorsch	3	Redmond	6/30/2017
David Ford	4	Bend	6/30/2017
Charley Miller	5	Bend	6/30/2015
Bruce Abernethy	6	Bend	6/30/2015
Vikki Ricks	7	La Pine	6/30/2015

Budget Board:

<u>Name</u>	<u>Zone</u>	<u>Location</u>	<u>Term Expires</u>
Doug Ertner	1	Redmond	6/30/2014
Mark Copeland	2	Prineville	6/30/2016
Al Jamison	3	Redmond	6/30/2015
Gayle McConnell	4	Bend	6/30/2016
Lester Friedman	5	Bend	6/30/2015
Patricia Kearney	6	Sisters	6/30/2014
Steve Curran	7	Bend	6/30/2016

Chief Executive and Budget Officer: James E. Middleton, President

Organization Chart

Administrator Organizational Chart Central Oregon Community College



Updated: January, 2014

Fund Types

The College's budget is segregated into the funds listed below:

Community colleges and other government organizations establish their accounting systems on a fund basis. Each fund has its own self-balancing set of accounts from which financial statements can be prepared. The College separates resources and expenditures into various funds to ensure both control and accountability.

- General Fund

The General Fund is the College's primary operating fund. It accounts for all the financial operations of the College except those required to be accounted for in another fund.

- Debt Service Fund

Accounts for the retirement of all long-term debt of the District. Property taxes and general fund transfers are principle sources of revenues.

- Capital Projects Fund

This fund accounts for major outlays for new

buildings, campus repairs, and equipment. Major sources of revenue are transfers from the general fund and bond proceeds.

- Internal Service Fund

An Internal Service fund accounts for goods or services provided to other college departments on a cost reimbursement basis.

- Reserve Fund

Reserve funds are used by the College to account for funds set aside to meet obligations associated with retiree benefit liabilities and the public employee retirement system. Reserve funds have been designated by the Board of Directors and may only be used for the purpose for which they were established.

- Special Revenue Fund

Grants from federal, state, and other sources are accounted for in this fund. Expenditures of these

Fund Types

funds are legally restricted to the purpose outlined in the grant or contract documents. Grants usually require special financial reporting of all receipts and expenditures.

- Auxiliary Fund

Accounts for a wide variety of activities and programs in the College. The programs are accounted for by functional type; self-sustaining activities, non-general fund instruction, revolving activities, and contractual and administrative provisions.

- Financial Aid Fund

The Financial Aid Fund is of the expendable trust type. Student financial aid funds are received from federal, state, and local sources. These funds must be disbursed for the purposes and according to the rules of the grantor.

- Enterprise Fund

Enterprise funds are used by the College to

account for services provided on a user charge basis, similar to a profit seeking business.

- Trust and Agency Fund

Accounts for permanent funds that are legally restricted, permitting only earnings to be used to support college programs.

Revenue Sources

- **State Aid**
The State legislature appropriates funding for the community college support fund each biennium. This intergovernmental funding is allocated to the 17 community colleges using the State's distribution formula.
- **Tuition**
Credit tuition is generated by assessing students per-credit hour rates and non-credit tuition is generated by charging rates per course.
- **Student Fees**
Fees are generated for both instructional and non-instructional fees. Instructional fees cover the cost of course materials and supplies, whereas the non-instructional fees cover costs associated with student services.
- **Property Taxes**
Property taxes are levied for general support of the college and debt service payments associated with general obligation bonds. The property taxes levied for general fund support are based on the College's permanent rate of \$0.6204 per one thousand of assessed property value within the district. The property taxes levied for debt service fund are based on the amount needed to pay the interest and principal on general obligation bonds.
- **Bookstore Sales**
Bookstore sales are generated through the sale of textbooks and supplies at the bookstores which are accounted for in the enterprise fund.
- **User Charges**
User charges are fees to departments for centralized services and copier charges. These fees are accounted for in the internal service fund.
- **Interfund Transfers**
Transfers represent resources moved from one fund to another. A summary of budgeted interfund transfers and descriptions is provided in the appendix.

Organizational Units

The college is structured into the following organizational units:

- **Instruction**
The Instructional unit's primary responsibility is to plan, schedule and implement academic, continuing education and other instructional programs.
- **Instructional Support**
The Instructional Support unit is charged with providing services that support and enhance instruction. Services include library, tutoring, testing and accreditation.
- **Student Services**
The Student Services unit purpose is to assist students and enhance their educational experience. Activities include admissions, advising, counseling, financial aid, student life, club sports, and registrar.
- **College Support Services**
The College Support Services unit consists of the administrative activities of the college. These services include the governing board, fiscal services, human resources, safety & security, and college relations.
- **Plant Operations and Maintenance**
The Plant Operations and Maintenance unit ensures that college facilities are properly maintained and the college provides a safe and comfortable environment to learn and work.
- **Information Technology Services**
The Information Technology Services unit maintains all communications systems and infrastructure. Services included user services, telecommunications, computing, and management information systems.
- **Miscellaneous General Fund Activities**
The Miscellaneous General Fund Activity unit accounts for financial aid transactions and the general fund's operating contingency.

Budget Process

The College, like most local governments in Oregon, is subject to Oregon's Local Budget Law (Chapter 294 of the Oregon Revised Statutes). The budget is prepared using the modified accrual basis of accounting which reports revenues when earned and expenditures when the associated liability is incurred. The annual budget begins July 1st and ends June 30th.

Listed below are the required budgeting steps:

- ✓ Establish a Budget Committee
- ✓ Budget Officer Appointed
- ✓ Prepare a Proposed Budget
- ✓ Public Notice(s)
- ✓ Budget Committee Meeting(s)
- ✓ Budget Approved
- ✓ Publication of Summary Budget and Hearing
- ✓ Budget Hearing
- ✓ Adoption of Budget
- ✓ Budget Filed and Levy Certified

2014/15 Budget Calendar



President's Budget Message

As in the past, the budget development period is a time to evaluate the current year while forecasting for the coming year. The 2013/14 budget performance at COCC has been positive in spite of enrollment decline exceeding the budget assumption. Revenues from local property taxes and additional State revenue increases have counterbalanced the decline in tuition/fee revenue. We project that the total General Fund net resources, for 2013/14, will exceed budgeted revenues by .4% or approximately \$175,000.

Outside the General Fund, capital project assets have supported soon-to-be-completed work on the Technology Center in Redmond and pending acquisition from Deschutes County of a facility in Redmond to serve as a learning lab for Vet Tech students. Remodeling of Grandview was completed this year creating a much improved instructional lab and office environment for the math department.

2013/14 was the second year of a substantial transfer from special purpose reserves to support the General Fund. While some concern was expressed about this strategy, it has performed well.

Even though \$753,200 was transferred to the General Fund in 2012-13, the resources from the areas which those funds were transferred grew at a total net of \$313,780. While we are not yet done with the 2013/14 budget year, we anticipate similar results in the current year. We retain our commitment to sustain critically needed reserves; however, it is prudent to use net balance funds that most institutions would already have in their General Fund (summer school and vending machine revenue, for instance) available to support General Fund operations. By having these funds separated, we believe COCC has great oversight of these operations and can make a conscious choice to accumulate resources or use portions strategically.

Additionally, several other funds are being strategically drawn down for special purposes; this includes the PERS Reserve account and the phase-in support for initial years of the Madras and Prineville campuses.

Our long heritage of conservative budget and prudent management is reflected in the anticipated results for the 2013/14 year. The Board adopted a

President's Budget Message

general fund budget with expenditure spending authority in excess of resources by \$1,996,838. However, the adopted budget was developed and is managed within the context of our financial forecasting, with the goal and focus of ending the fiscal year with a balanced operating position while remaining above the Board mandated 10% reserve requirement. From additional revenue, expenditure control and budgetary savings, we currently forecast an end-of-year operating surplus of \$796,824 resulting for the current year. This approach also informs the college on the multi-year impacts of current year budget decisions.

Each of the past several years has brought a range of challenges and uncertainties. This pattern continues in 2014/15. Key challenges and uncertainties for the 2014/15 year include:

- COCC has echoed the national and statewide trend of enrollment decline with improvements in the economy. Even with significant enrollment declines, COCC's multi-year enrollment shows substantial growth over a decade ago. At Budget Committee suggestion,

a larger enrollment decline of 2.5% was included in the 2013/14 budget. Actual enrollment decline of 6.4% (projected at this point in time) exceeded that projection. To maintain a conservative position, enrollment declines of 7%, 5% and 3% are included in the next three years, followed by 0% in 2017/18 and a 2% growth in 2018/19.

Outreach Branch Campuses in Redmond, Prineville and Madras have shown overall positive growth with Prineville and Madras potentially "eating into" Redmond enrollment a bit. Redmond has still shown dramatic overall growth greater than four-fold in the past decade. With growth comes expanded demand. The 2014/15 Budget includes substantial allocations for staffing, materials/supplies, and other operating costs for these campuses. The new Technology Education Center in Redmond is also requiring expanded support for operating costs, maintenance and increased security. Additionally, a three-year Federal Grant supporting start-up years of the Prineville Campus expires in 2013/14 and requires more

President's Budget Message

of these funds moving into the General Fund.

Staff retirements – particularly in the faculty ranks – mean some loss of institutional heritage and contributions. At the same time, the lower cost of replacement employees on earlier stages of salary schedules saves the institution substantial resources. Much of this savings is being reinvested in staff, particularly investment in new positions linked to new programming and facilities and to transitioning temporary positions to tenure track. Tenure track faculty remain the important heart of the institution's instructional mission and are critical for curriculum development, advising, mentoring of part-time and adjunct staff, and outreach to community partners. Many institutions have balanced the budget with heavy emphasis on non-tenured faculty. During the steep enrollment increase, COCC likewise responded to this growth with a balance of tenure track and temporary full time positions. As we saw moderate enrollment declines last year and projected over the next few years, this seems to have been a wise decision. At the same time, COCC maintains a substantial commitment to its tenured ranks having shifted several temporary faculty positions to tenure track

last year and with similar investments this year. These additions coupled with the moderate enrollment decline result in a more appropriate long-term ratio of tenure positions compared to total enrollment.

By repositioning resources from six faculty retirements to be replaced, transitioning six temporary faculty positions to tenure track (no net budget impact), and shifting funds for part-time staffing to full-time positions, four new faculty positions are being added – primarily linked to new program initiatives and areas with significant student waitlists.

State budget responsibilities for community colleges are being shifted this year from the State Board of Education to the Higher Education Coordinating Commission (HECC). Guided by Oregon Education Investment Board (OEIB) and HECC priorities, it is likely that in the near term the distribution will shift from an “enrollment only” formula to include at least partial outcomes based funding. I do not project such changes being implemented by the 2014/15 Budget, I do expect that phase-in of a modified system will begin in 2015/16. This change makes projections for State Aid in 2015/16 and beyond difficult. I am hopeful

President's Budget Message

that this change will fiscally benefit COCC but cannot be certain at this time.

In addition, the current funding formula has an enrollment management component, which has essentially capped the student enrollment, which impacts funding distribution. For funding purposes, this freezes COCC fundable enrollment at the 2010-11 level. Statewide there are 12,695 students above the cap. Of these “unfunded students,” 1,152 reside at COCC, 9.1%. Since COCC represents only 5.3% of the “funded enrollment,” COCC would stand to benefit if this enrollment management system is sunset. This topic has yet to be taken up by HECC. There is potential benefit to COCC, but the “if” and “when” are not yet certain.

Key Features of 2014/15 Budget

As noted above, the proposed budget makes conservative assumptions on enrollment for the next three years.

While there is a logical assumption that recent and projected enrollment declines translate into directly proportional staffing and expenditure reduction, the

proposed budget does include some small staffing expansion. We must recognize that staffing did not grow proportionate to enrollment growth over the past five years, far from it. There is pent-up need for responding to past growth. In several areas, we attempted to meet obligations while leaving positions vacant or using temporary staffing. Assessing results, we believe this tight staffing has led to past and potential future compromises in services, supervision and planning and that the institution is best served with some “catch up” additional staffing. Longer term staffing plans show only minimal expansion.

New facilities have leveraged expanded utilities and staffing costs.

2014/15 includes a proposed \$1 tuition increase. The State provided an additional \$15M statewide to community colleges to moderate 2014/15 tuition increases. \$30M will need to be added to the 2015-17 base to maintain this commitment. Legislative leadership has indicated a commitment to that new baseline. COCC's multi-year projections included a \$5 tuition increase targeted for 2014/15. Supplemental State funding was equal to revenue from a \$4 tuition increase. The proposed \$1 increase respects the

President's Budget Message

letter and intent of the State funding but also reflects long-term COCC need and financial planning.

Some adjustments have been made for salary and payroll assessment for 2014/15 to better correlate anticipated actuals to the budgeted amounts. Past budgets have assumed 100% of allocated positions are filled for 100% of the calendar year and that all employees choose the most expensive health care option. This strategy has minimally decreased anticipated expenditures and support investments in staff and initiatives.

Non-General Funds

Although the General Fund is the largest College fund, the College budget includes nine other funds. These other funds are for committed and dedicated resources. The largest of the non-General Fund accounts is the Capital Projects Fund which includes dedication bond and other resources for the construction and revitalization of College buildings including the new Career Technology building, Ochoco Hall remodel, Veterinarian Technology building and other projects including capital maintenance. The Financial Aid Fund is another

large non-General Fund account that includes all Federal, State and local student aid including Federal PELL grants. Another fund is the Debt Service Fund, which tracks dedicated resources for the payment of the Colleges long-term debt. For 2014-15, the Debt Service Fund includes budget authorization for the State "G" and lottery bond resources to pay off the Cascades Hall 2001 bonds. All nine non General Funds accounts will be discussed in greater detail at the April Budget Committee meeting.

Priority Areas Not Funded in the Current Budget

While the proposed 2014-15 Budget supports a range of important initiatives and staff resources, revenues are still not sufficient to support all important elements. To develop the budget presented to the Budget Committee, \$1,399,000 in requested investments filed by departments were not able to be funded. This included eight tenure track faculty positions, one librarian position, two and one-half technology positions, three and one-half classified positions, as well as other capital and support resources. In addition to these elements, another \$275,000 in final cuts were made recently to leverage the five-year positive results presented in this budget.

President's Budget Message

The Long-Term View – Look Out Through 2018/19

This budget is the tenth and final budget that I as President will present to the Budget Committee. This is the first budget that includes sustaining the Board mandated 10% reserve for five full years into the future. I remain confident that this multi-year projection maintains responsible conservative planning. There is potential for State Aid being substantially above that assumed in these projects. However, we have consciously avoided an overly optimistic assumption this far ahead of the 2015/17 Legislative Session. Likewise, Property Tax receipts are projected to grow at slightly diminished rates over each of the four years following 2014/15. Rebounding economic conditions and potential return of a robust Central Oregon population growth could result in a much stronger position. Finally, preliminary projections for tuition for 2015-2018 are somewhat conservative (\$4, \$4, \$3, \$3). COCC tuition/fees continue to be among the lowest in the State. As the Board assesses the balance between low costs to students and a desire to provide broad services and opportunity for students, the Board will be able to reconsider these very preliminary tuition assumptions.

Finally, a thank you is appropriate. I appreciate (if not marvel at) the professionalism of the Fiscal Services staff, the leadership shown by the Executive Team and Cost Center Administrators. Additionally, from top to bottom, COCC employees operate with a fiscal sensitivity, openness, and focus on institutional vitality that sets a model for many other institution. Lastly, the COCC Board and Budget Committee have been valued assets – open, honest, supportive, and always keeping the interest of COCC, students and the community at heart. It has been an honor to work with all of you.

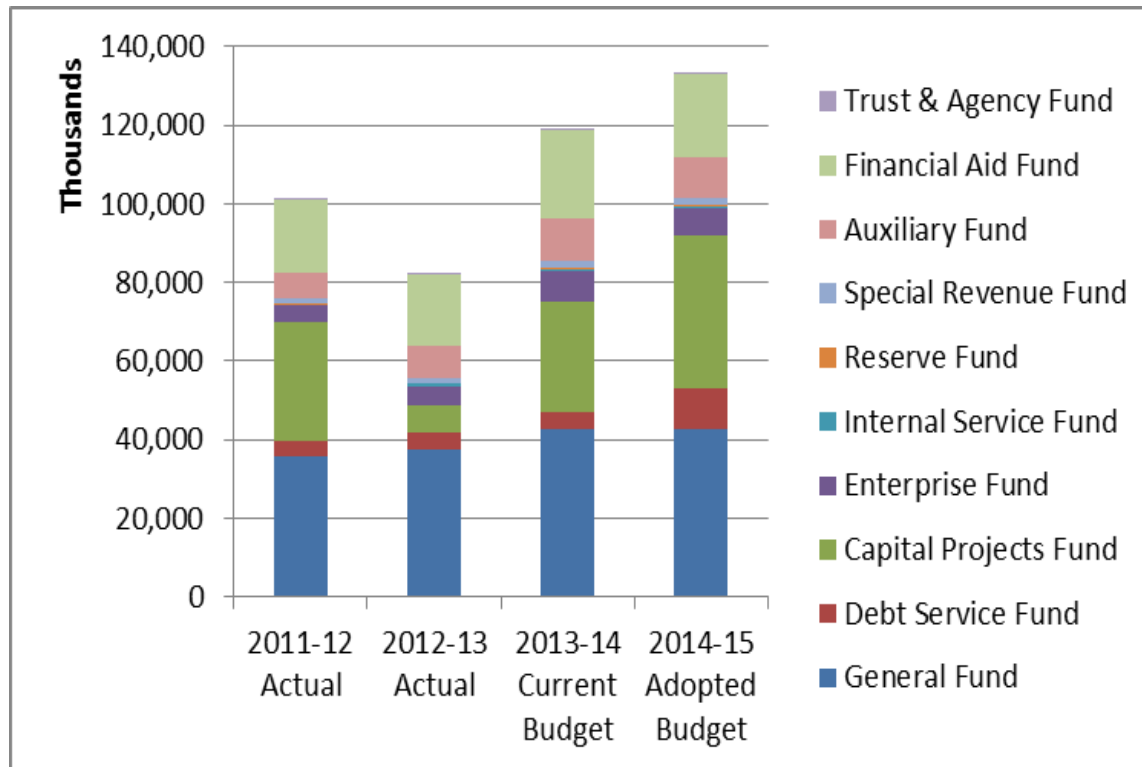


Dr. James E. Middleton, President
Budget Committee Meeting, March 12, 2014

Consolidated Budget

Requirements Graph - All Funds

Requirements All Funds



Consolidated Budget

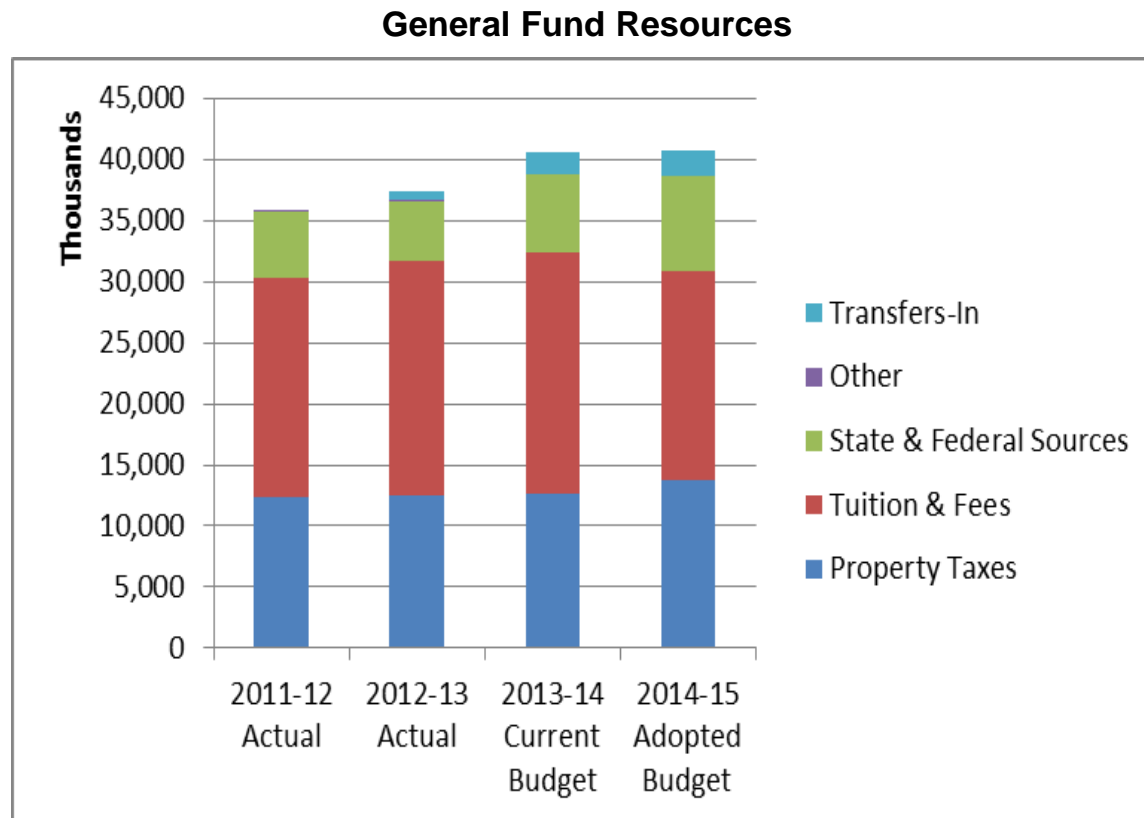
Requirements Summary - All Funds

	Fiscal Year 2011-12 ACTUAL Amounts	Fiscal Year 2012-13 ACTUAL Amounts	Fiscal Year 2013-14 CURRENT Budget	Fiscal Year 2014-15 PROPOSED Budget	Fiscal Year 2014-15 APPROVED Budget	Fiscal Year 2014-15 ADOPTED Budget
General Fund	\$ 35,688,282	\$ 37,396,807	\$ 42,515,838	\$ 43,100,821	\$ 42,732,886	\$ 42,732,886
Debt Service Fund	4,105,059	4,289,350	4,488,590	10,459,337	10,459,337	10,459,337
Capital Projects Fund	30,086,104	7,147,214	27,998,138	38,683,419	38,683,419	38,683,419
Enterprise Fund	4,144,176	4,828,368	7,744,533	6,919,222	6,940,222	6,940,222
Internal Service Fund	277,954	466,150	410,070	393,516	393,516	393,516
Reserve Fund	140,274	116,211	480,000	480,000	480,000	480,000
Special Revenue Fund	1,507,135	1,346,592	2,029,866	1,815,260	1,815,260	1,815,260
Auxiliary Fund	6,422,722	8,276,519	10,397,527	10,034,434	10,299,434	10,299,434
Financial Aid Fund	18,748,279	18,206,637	22,697,785	21,369,235	21,369,235	21,369,235
Trust & Agency Fund	7,084	6,668	3,000	3,500	3,500	3,500
Total Requirements	\$ 101,127,069	\$ 82,080,516	\$ 118,765,347	\$ 133,258,744	\$ 133,176,809	\$ 133,176,809

General Fund

The General Fund is the College's primary operating fund. It accounts for all the financial operations of the College except those required to be accounted for in another fund.

The General Fund Resources Graph by Type



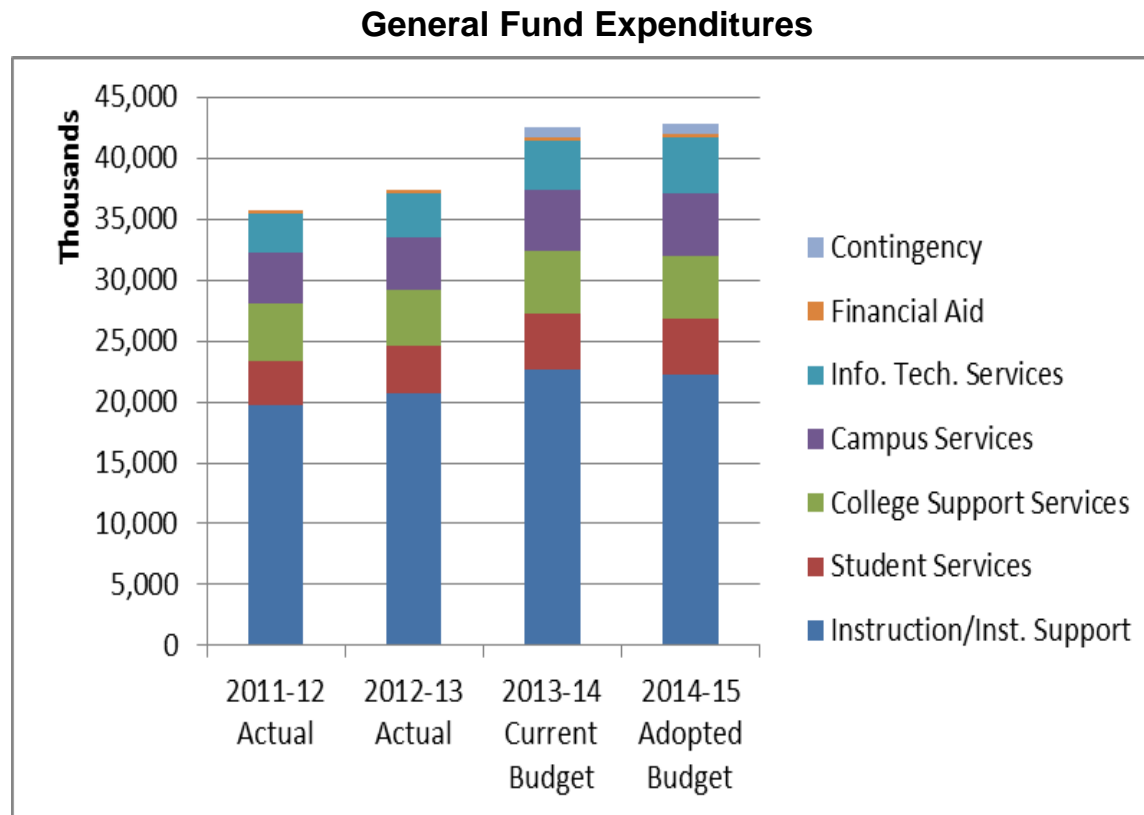
General Fund

General Fund - Resources

	Fiscal Year 2011-12 ACTUAL Amounts	Fiscal Year 2012-13 ACTUAL Amounts	Fiscal Year 2013-14 CURRENT Budget	Fiscal Year 2014-15 PROPOSED Budget	Fiscal Year 2014-15 APPROVED Budget	Fiscal Year 2014-15 ADOPTED Budget
<u>RESOURCES</u>						
Property Taxes						
Current Year	\$ 11,651,164	\$ 11,698,547	\$ 11,895,000	\$ 13,022,000	\$ 13,022,000	\$ 13,022,000
Prior Year	713,604	762,591	790,000	773,000	773,000	773,000
Tuition and Fees	17,884,283	19,234,728	19,723,000	17,882,000	16,980,000	16,980,000
State and Federal Sources						
State Aid for Operations	5,333,271	4,818,740	6,291,000	7,437,000	7,783,000	7,783,000
Federal Operating Grants	103,777	50,338				
Other Sources						
Interest Income	1,758	1,612	5,000	5,000	5,000	5,000
Miscellaneous Income	18,155	53,566	70,000	70,000	70,000	70,000
Transfers from Other Funds						
Interfund Transfers- In		753,200	1,745,000	1,839,000	2,104,000	2,104,000
Total	\$ 35,706,012	\$ 37,373,322	\$ 40,519,000	\$ 41,028,000	\$ 40,737,000	\$ 40,737,000
Beginning Fund Balance	\$ 5,451,851	\$ 5,469,581	\$ 5,400,000	\$ 5,500,000	\$ 5,500,000	\$ 5,500,000
Total Resources	\$ 41,157,863	\$ 42,842,903	\$ 45,919,000	\$ 46,528,000	\$ 46,237,000	\$ 46,237,000

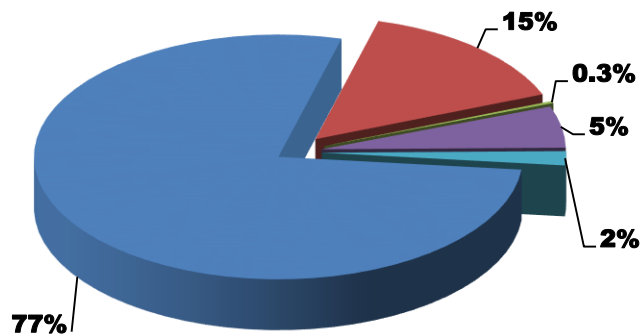
General Fund

The General Fund Expenditures Graph by Function



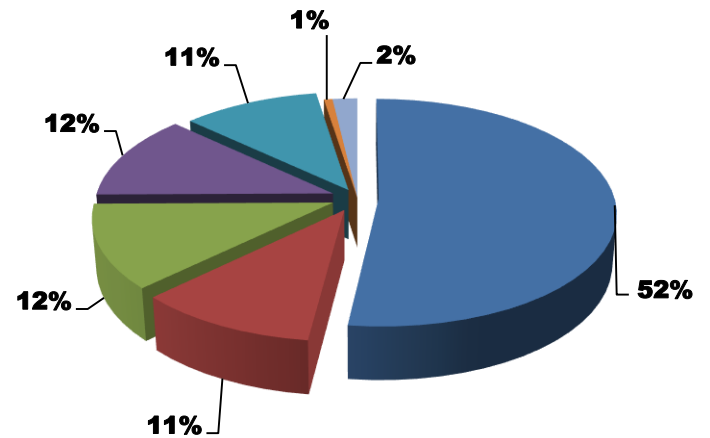
General Fund

BUDGETED EXPENDITURES
 – By Object Classification



- Personnel Services
- Materials & Services
- Capital Outlay
- Transfers-Out
- Contingency

BUDGETED EXPENDITURES
 – By Function



- Instruction/Inst. Support
- College Support Services
- Info. Tech. Services
- Campus Services
- Student Services
- Financial Aid
- Contingency

General Fund - Expenditures by Function

	Fiscal Year 2011-12 ACTUAL Amounts	Fiscal Year 2012-13 ACTUAL Amounts	Fiscal Year 2013-14 CURRENT Budget	Fiscal Year 2014-15 PROPOSED Budget	Fiscal Year 2014-15 APPROVED Budget	Fiscal Year 2014-15 ADOPTED Budget
Instruction						
Humanities Office	\$ 56,188	\$ 58,453	\$ 64,069	\$ 65,512	\$ 65,512	\$ 65,512
Writing/Literature	1,610,679	1,696,614	1,848,350	1,773,177	1,773,177	1,773,177
Foreign Languages	318,680	326,746	454,724	441,156	441,156	441,156
Speech	390,065	429,836	456,180	477,363	477,363	477,363
Social Science Office	65,285	65,912	73,036	57,894	57,894	57,894
Music	301,326	307,201	329,770	332,159	332,159	332,159
Art	454,272	488,172	535,989	533,079	533,079	533,079
Theatre Arts	49,567	48,731	51,806	50,438	50,438	50,438
Fine Arts and Communication Office	68,728	68,670	82,277	82,712	82,712	82,712
Business Administration	559,107	633,500	684,359	533,709	533,709	533,709
Cntr for Entrep Excellence & Devel.				85,769	85,769	85,769
Culinary Program	35,000					
Business Administration Office	53,530	55,723	59,545	59,871	59,871	59,871
Hospitality, Tourism & Recreation	7,375	481	6,690	6,287	6,287	6,287
Journalism	5,472	8,170	8,328	8,470	8,470	8,470
World Languages and Cultures Office		14,551	19,383	44,761	44,761	44,761
Philosophy	11,732	13,351	16,762	17,022	17,022	17,022
Addiction Studies	99,154	106,852	121,484	120,189	120,189	120,189
Anthropology	155,606	160,212	164,909	243,675	243,675	243,675
Criminal Justice	145,164	147,009	168,538	169,136	169,136	169,136
Economics	118,879	123,890	133,946	82,882	82,882	82,882
Education	132,639	214,311	227,068	157,625	157,625	157,625
Geography	104,397	120,278	112,920	115,497	115,497	115,497
History	176,664	209,232	251,459	190,497	190,497	190,497
Human Development	113,180	163,852	220,947	168,342	168,342	168,342
Political Science	22,656	17,514	26,620	27,138	27,138	27,138
Psychology	410,686	326,753	395,710	370,593	370,593	370,593
Sociology	174,866	184,442	203,395	204,120	204,120	204,120
Oregon Leadership Institute	57,806	45,025	68,636	69,657	69,657	69,657
Adult Basic Education	594,644	570,294	570,294	449,464	449,464	449,464

General Fund - Expenditures by Function

Instruction	Fiscal Year 2011-12 ACTUAL Amounts	Fiscal Year 2012-13 ACTUAL Amounts	Fiscal Year 2013-14 CURRENT Budget	Fiscal Year 2014-15 PROPOSED Budget	Fiscal Year 2014-15 APPROVED Budget	Fiscal Year 2014-15 ADOPTED Budget
Regional Svcs. & R.C. Operations	\$ 650,890	\$ 630,471	\$ 593,514	534,697	\$ 356,029	\$ 356,029
Regional Svcs. & M.C. Operations	122,853	146,748	175,296	185,122	185,122	185,122
Regional Svcs. & P.C. Operations	64,778	64,649	175,016	163,810	163,810	163,810
Engineering & Engr. Tech.	626	855	92,433	123,840	123,840	123,840
Science Office	72,400	78,535	80,883	81,217	81,217	81,217
Mathematics	1,528,270	1,605,677	1,778,771	1,738,132	1,738,132	1,738,132
Biological Science	869,289	1,086,039	1,197,393	1,171,530	1,171,530	1,171,530
Chemistry	308,037	365,274	416,671	420,461	420,461	420,461
Physics	196,289	219,739	146,415	164,845	164,845	164,845
Geology	112,583	116,156	129,228	128,265	128,265	128,265
Nursing	842,833	859,536	985,803	984,779	984,779	984,779
Health & Human Performance Office	131,807	152,290	158,271	159,747	159,747	159,747
Health & Human Performance	861,882	905,968	982,453	941,521	941,521	941,521
Math Office	57,723	59,343	65,767	66,022	66,022	66,022
Allied Health	70,747	63,922	69,104	133,140	113,140	113,140
Computer and Information Systems	958,353	1,008,009	1,092,179	1,060,461	1,060,461	1,060,461
Licensed Massage Therapy	212,551	234,906	230,434	236,427	236,427	236,427
Emergency Medical Services	373,341	296,845	377,673	358,912	358,912	358,912
Dental Assisting	224,704	229,922	248,064	249,292	249,292	249,292
Medical Assisting	77,750	104,053	119,781	121,046	121,046	121,046
Dietary Management	8,510	3,053	12,977	13,215	13,215	13,215
Allied Health Office	19,495	4,764	13,970	14,169	14,169	14,169
Pharmacy Technician	30,513	68,940	34,447	110,784	110,784	110,784
Veterinary Technician Program		92,564	124,969	193,554	193,554	193,554
CIS Office	39,644	46,327	52,757	61,444	61,444	61,444
Nursing Office	51,772	54,666	62,366	62,782	62,782	62,782
HHP: Health Classes		64,959	28,553	29,124	29,124	29,124
HHP: Recreation (O.R.L.T.)	151,983	158,318	179,993	181,571	181,571	181,571
Ponderosa Office	62,377	62,240	66,139	66,468	66,468	66,468
Forestry Technology	438,349	365,185	426,578	429,043	429,043	429,043

General Fund - Expenditures by Function

	Fiscal Year 2011-12 ACTUAL Amounts	Fiscal Year 2012-13 ACTUAL Amounts	Fiscal Year 2013-14 CURRENT Budget	Fiscal Year 2014-15 PROPOSED Budget	Fiscal Year 2014-15 APPROVED Budget	Fiscal Year 2014-15 ADOPTED Budget
Instruction						
Automotive	\$ 334,841	\$ 339,522	\$ 373,713	\$ 377,956	\$ 377,956	\$ 377,956
Office Administration	449	368				
Health Information Technology	242,623	296,836	273,103	259,530	259,530	259,530
Manufacturing Processes	326,211	309,488	418,062	374,603	374,603	374,603
Apprenticeship	9,543	12,495	10,007	10,229	10,229	10,229
Wildland Fire Management	65,836	59,738	73,708	75,496	75,496	75,496
Structural Fire Science	67,019	114,677	146,422	148,717	148,717	148,717
Geographical Information Systems	142,398	143,663	155,249	155,217	155,217	155,217
Aviation Program	176,493	198,056	204,785	238,702	238,702	238,702
Military Science		1,200	1,200	1,200	1,200	1,200
Regional Credit Instruction-Madras	87,684	105,202	71,968	72,696	72,696	72,696
Regional Credit Instruction-Prineville	90,273	99,520	54,623	55,169	55,169	55,169
Regional Credit Instruction-Redmond	456,013	257,890	265,208	318,033	318,033	318,033
Library Skills	67,234	73,132	73,595	79,949	63,341	63,341
Total Instruction	\$ 16,900,313	\$ 17,767,515	\$ 19,596,735	\$ 19,291,111	\$ 19,075,835	\$ 19,075,835
Instructional Support						
Office of VP of Instruction	\$ 566,741	\$ 612,135	\$ 455,494	\$ 532,471	\$ 532,471	\$ 532,471
Library	1,044,199	1,065,735	1,128,571	1,110,715	1,060,892	1,060,892
Catalog and Class Schedule	44,335	32,227	28,618	28,618	28,618	28,618
Commencement & Convocation	27,196	31,905	21,867	21,894	21,894	21,894
Tutoring and Testing	486,905	506,858	488,974	501,238	501,238	501,238
Plan/Eval/Accreditation	5,000	5,000	5,000	5,000	5,000	5,000
Academic Computing Support	190,617	193,408	313,690	311,840	291,840	291,840
Instructional Deans	436,840	451,196	584,068	704,178	704,178	704,178
Total Instructional Support	\$ 2,801,833	\$ 2,898,464	\$ 3,026,282	\$ 3,215,954	\$ 3,146,131	\$ 3,146,131

General Fund - Expenditures by Function

	Fiscal Year 2011-12 ACTUAL Amounts	Fiscal Year 2012-13 ACTUAL Amounts	Fiscal Year 2013-14 CURRENT Budget	Fiscal Year 2014-15 PROPOSED Budget	Fiscal Year 2014-15 APPROVED Budget	Fiscal Year 2014-15 ADOPTED Budget
Student Services						
Admissions	\$ 274,097	\$ 267,755	\$ 1,064,985	\$ 1,043,233	\$ 1,043,233	\$ 1,043,233
Counseling Center	66,605	69,152	72,862	72,862	72,862	72,862
Student Life	272,716	301,424	350,101	338,034	338,034	338,034
Financial Aid	607,222	609,812	691,865	705,114	705,114	705,114
Career Services and Job Placement	101,612	110,330	120,184	120,335	120,335	120,335
Student Outreach & Contact	119,928	157,551	271,385	271,742	271,742	271,742
Registrar	494,328	612,774				
Multicultural Activities	114,689	120,945	188,266	211,507	211,507	211,507
Club Sports	219,166	233,329	226,498	253,332	253,332	253,332
Enrollment Cashiering	64,191	66,263	74,904	75,264	75,264	75,264
Disability Services	224,828	254,067	238,040	248,473	248,473	248,473
Office Dean of Student & Enrollment Svcs	382,960	457,688	432,057	431,353	431,353	431,353
Advising	628,469	569,807	666,073	631,439	631,439	631,439
Placement Testing		94,599	96,898	97,310	97,310	97,310
Student Retention			117,579	123,157	123,157	123,157
Total Student Services	\$ 3,570,811	\$ 3,925,496	\$ 4,611,697	\$ 4,623,155	\$ 4,623,155	\$ 4,623,155

General Fund - Expenditures by Function

	Fiscal Year 2011-12 ACTUAL Amounts	Fiscal Year 2012-13 ACTUAL Amounts	Fiscal Year 2013-14 CURRENT Budget	Fiscal Year 2014-15 PROPOSED Budget	Fiscal Year 2014-15 APPROVED Budget	Fiscal Year 2014-15 ADOPTED Budget
College Support Services						
Governing Board	\$ 78,300	\$ 78,959	\$ 90,518	\$ 90,656	\$ 90,656	\$ 90,656
President's Office	336,165	339,308	353,973	353,826	315,990	315,990
Fiscal Services	586,162	611,281	644,451	623,696	623,696	623,696
Campus Safety and Security	457,854	489,824	621,054	696,912	696,912	696,912
Human Resources	449,551	491,290	525,295	515,023	515,023	515,023
Mail Services	208,871	156,675	262,876	263,307	263,307	263,307
College Relations	554,154	628,509	661,589	710,931	710,931	710,931
Chief Financial Officer	392,187	401,306	487,956	528,455	528,455	528,455
Legal, Audit and Professional Svcs	74,534	49,581	65,000	66,700	66,700	66,700
Elections		28,053	25,000	28,000	28,000	28,000
General Institutional Support	938,657	470,686	446,000	451,510	406,510	406,510
Liability and Other Insurance	207,062	214,146	225,000	196,100	196,100	196,100
Institutional Effectiveness	181,364	225,438	301,562	304,561	304,561	304,561
Vice President for Administration	339,135	339,463	378,609	386,250	386,250	386,250
Organizational Development	5,276	7,718	5,813	6,500	6,500	6,500
Total College Support Services	\$ 4,809,272	\$ 4,532,237	\$ 5,094,696	\$ 5,222,427	\$ 5,139,591	\$ 5,139,591
Campus Services						
Custodial Services	\$ 911,947	\$ 1,003,220	\$ 1,230,362	\$ 1,246,174	\$ 1,246,174	\$ 1,246,174
Utilities	840,500	828,286	1,063,007	1,184,007	1,184,007	1,184,007
Fire & Boiler Insurance	74,138	96,206	115,446	114,700	114,700	114,700
Maintenance of Grounds	328,207	340,934	372,465	368,721	368,721	368,721
Maintenance of Buildings	613,596	665,930	795,336	824,131	824,131	824,131
Plant Additions	743,767	775,305	588,811	565,920	565,920	565,920
Plant Administration	184,659	213,906	299,302	302,158	302,158	302,158
Redmond Campus Infrastructure	276,417	308,288	360,506	331,283	331,283	331,283
Campus Shuttle	91,279	86,766	112,114	109,115	109,115	109,115
Madras Campus Infrastructure	43,498	55,778	47,000	47,000	47,000	47,000
Prineville Campus Infrastructure	49,730	49,210	53,053	65,280	65,280	65,280
Total Campus Services	\$ 4,157,738	\$ 4,423,829	\$ 5,037,402	\$ 5,158,489	\$ 5,158,489	\$ 5,158,489

General Fund - Expenditures by Function

	Fiscal Year 2011-12 ACTUAL Amounts	Fiscal Year 2012-13 ACTUAL Amounts	Fiscal Year 2013-14 CURRENT Budget	Fiscal Year 2014-15 PROPOSED Budget	Fiscal Year 2014-15 APPROVED Budget	Fiscal Year 2014-15 ADOPTED Budget
Information Technology						
Information Technology Services	\$ 1,318,842	\$ 1,509,404	\$ 1,483,350	\$ 1,823,040	\$ 1,823,040	\$ 1,823,040
Management Information Systems	600,080	621,674	668,023	663,533	663,533	663,533
User Services	537,466	581,327	780,638	790,131	790,131	790,131
Enterprise Computing Services	208,274	283,851	425,871	425,052	425,052	425,052
Network/Telecom & Media Services	492,105	511,292	554,881	548,383	548,383	548,383
Web Development	83,144	80,797	95,081	95,355	95,355	95,355
Regional IT Services - Redmond				88,832	88,832	88,832
Regional IT Services - Prineville			64,675	75,280	75,280	75,280
Total Information Technology	\$ 3,239,911	\$ 3,588,345	\$ 4,072,519	\$ 4,509,606	\$ 4,509,606	\$ 4,509,606
Financial Aid						
Financial Aid Transactions	\$ 208,404	\$ 260,921	\$ 276,507	\$ 280,079	\$ 280,079	\$ 280,079
Total Financial Aid	\$ 208,404	\$ 260,921	\$ 276,507	\$ 280,079	\$ 280,079	\$ 280,079
Contingency						
Contingency	\$ -	\$ -	\$ 800,000	\$ 800,000	\$ 800,000	\$ 800,000
Total Contingency	\$ -	\$ -	\$ 800,000	\$ 800,000	\$ 800,000	\$ 800,000
Requirements	\$ 35,688,282	\$ 37,396,807	\$ 42,515,838	\$ 43,100,821	\$ 42,732,886	\$ 42,732,886
Ending Fund Balance	\$ 5,469,581	\$ 5,446,096	\$ 3,403,162	\$ 3,427,179	\$ 3,504,114	\$ 3,504,114
Total Requirements	\$ 41,157,863	\$ 42,842,903	\$ 45,919,000	\$ 46,528,000	\$ 46,237,000	\$ 46,237,000

General Fund - Expenditures by Category

	FTE	Personnel Services	Materials & Services	Capital Outlay	Interfund Transfers-Out	Contingency	Fiscal Year 2014-2015 ADOPTED Budget
Instruction							
Humanities Office	1.1	\$ 60,668	\$ 4,844	\$	\$	\$	\$ 65,512
Writing/Literature	19.6	1,750,666	22,511				1,773,177
Foreign Languages	4.7	434,229	6,927				441,156
Speech	5.3	473,333	4,030				477,363
Social Science Office	1.0	52,054	5,840				57,894
Music	4.0	308,591	23,568				332,159
Art	7.5	504,996	28,083				533,079
Theatre Arts	0.4	49,701	737				50,438
Fine Arts and Communication Office	1.2	75,471	7,241				82,712
Business Administration	6.2	514,758	18,951				533,709
Center for Entrepreneurial Excellence	1.0	83,527	2,242				85,769
Business Administration Office	1.0	57,413	2,458				59,871
Hospitality, Tourism & Recreation	0.1	4,953	1,334				6,287
Journalism	0.1	7,291	1,179				8,470
World Languages and Cultures Office	0.8	41,261	3,500				44,761
Philosophy	0.3	16,494	528				17,022
Addiction Studies	1.5	117,003	3,186				120,189
Anthropology	2.9	240,285	3,390				243,675
Criminal Justice	2.0	167,448	1,688				169,136
Economics	1.1	81,200	1,682				82,882
Education	1.7	153,126	4,499				157,625
Geography	1.6	113,505	1,992				115,497
History	2.7	188,363	2,134				190,497
Human Development	2.1	158,060	10,282				168,342
Political Science	0.5	26,438	700				27,138
Psychology	4.0	357,565	13,028				370,593
Sociology	2.4	202,222	1,898				204,120
Oregon Leadership Institute	0.8	52,488	17,169				69,657
Adult Basic Education					449,464		449,464
Regional Svcs. & R.C. Operations	3.7	214,774	23,652		117,603		356,029
Regional Svcs. & M.C. Operations	2.7	170,222	14,900				185,122
Regional Svcs. & P.C. Operations	1.0	85,388	78,422				163,810

General Fund - Expenditures by Category

	FTE	Personnel Services	Materials & Services	Capital Outlay	Interfund Transfers-Out	Contingency	Fiscal Year 2014-2015 ADOPTED Budget
Instruction							
Engineering & Engr. Tech.	1.4	\$ 121,482	\$ 2,358	\$	\$	\$	\$ 123,840
Science Office	1.0	68,951	12,266				81,217
Mathematics	20.3	1,713,299	24,833				1,738,132
Biological Science	12.9	1,110,603	60,927				1,171,530
Chemistry	4.6	405,426	15,035				420,461
Physics	1.5	156,012	8,833				164,845
Geology	1.0	121,677	6,588				128,265
Nursing	11.0	938,729	46,050				984,779
Health & Human Performance Office	3.4	151,708	8,039				159,747
Health & Human Performance	10.6	870,733	70,788				941,521
Math Office	1.0	64,995	1,027				66,022
Allied Health	2.2	111,843	1,297				113,140
Computer and Information Systems	11.4	1,019,039	41,422				1,060,461
Licensed Massage Therapy	3.9	221,854	14,573				236,427
Emergency Medical Services	4.5	249,472	109,440				358,912
Dental Assisting	3.0	231,208	18,084				249,292
Medical Assisting	1.8	107,213	13,833				121,046
Dietary Management	0.2	12,135	1,080				13,215
Allied Health Office	0.5	10,113	4,056				14,169
Pharmacy Technician	1.5	97,539	13,245				110,784
Veterinary Technician Program	2.7	175,222	18,332				193,554
CIS Office	1.0	60,944	500				61,444
Nursing Office	1.2	61,151	1,631				62,782
HHP: Health Classes	0.5	29,124					29,124
HHP: Recreation (O.R.L.T.)	2.2	177,462	4,109				181,571
Ponderosa Office	1.0	62,417	4,051				66,468
Forestry Technology	4.4	375,977	53,066				429,043
Automotive	5.2	356,454	21,502				377,956
Health Information Technology	3.0	242,408	17,122				259,530
Manufacturing Processes	4.5	328,339	46,264				374,603
Apprenticeship	0.2	9,664	565				10,229

General Fund - Expenditures by Category

	FTE	Personnel Services	Materials & Services	Capital Outlay	Interfund Transfers-Out	Contingency	Fiscal Year 2014-2015 ADOPTED Budget
Instruction							
Wildland Fire Management	1.1	\$ 61,206	\$ 14,290	\$	\$	\$	\$ 75,496
Structural Fire Science	1.7	127,105	21,612				148,717
Geographical Information Systems	1.4	146,119	9,098				155,217
Aviation Program	3.2	226,763	11,939				238,702
Military Science			1,200				1,200
Regional Credit Instruction-Madras	1.0	65,296	7,400				72,696
Regional Credit Instruction-Prineville	0.8	52,769	2,400				55,169
Regional Credit Instruction-Redmond	5.1	303,747	14,286				318,033
Library Skills	0.7	62,549	792				63,341
Total Instruction	223.6	\$ 17,472,240	\$ 1,036,528	\$ -	\$ 567,067	\$ -	\$ 19,075,835
Instructional Support							
Office of VP of Instruction	3.2	\$ 309,780	\$ 25,691	\$	\$ 197,000	\$	\$ 532,471
Library	13.0	831,876	159,016	70,000			1,060,892
Catalog and Class Schedule			28,618				28,618
Commencement & Convocation	0.1	1,385	20,509				21,894
Tutoring and Testing	14.6	494,777	6,461				501,238
Plan/Eval/Accreditation					5,000		5,000
Academic Computing Support	2.9	223,924	67,916				291,840
Instructional Deans	7.2	684,821	19,357				704,178
Total Instructional Support	41.0	\$ 2,546,563	\$ 327,568	\$ 70,000	\$ 202,000	\$ -	\$ 3,146,131

General Fund - Expenditures by Category

	FTE	Personnel Services	Materials & Services	Capital Outlay	Interfund Transfers-Out	Contingency	Fiscal Year 2014-2015 ADOPTED Budget
Student Services							
Admissions	14.7	\$ 981,876	\$ 61,357	\$	\$	\$	\$ 1,043,233
Counseling Center			72,862				72,862
Student Life	4.4	279,304	49,145		9,585		338,034
Financial Aid	8.8	663,675	41,439				705,114
Career Services and Job Placement	1.5	107,959	12,376				120,335
Student Outreach & Contact	2.2	142,798	128,944				271,742
Multicultural Activities	2.5	173,261	38,246				211,507
Club Sports	3.2	164,187	89,145				253,332
Enrollment Cashiering	1.1	71,346	3,918				75,264
Disability Services	4.0	238,201	10,272				248,473
Office Dean of Student & Enroll Svc	4.7	401,870	29,483				431,353
Advising	8.1	591,004	40,435				631,439
Placement Testing	0.5	64,210	33,100				97,310
Student Retention	1.2	103,557	19,600				123,157
Total Student Services	56.9	\$ 3,983,248	\$ 630,322	\$ -	\$ 9,585	\$ -	\$ 4,623,155

General Fund - Expenditures by Category

	FTE	Personnel Services	Materials & Services	Capital Outlay	Interfund Transfers-Out	Contingency	Fiscal Year 2014-2015 ADOPTED Budget
College Support Services							
Governing Board	0.5	\$ 42,222	\$ 48,434	\$	\$	\$	\$ 90,656
President's Office	1.6	291,415	24,575				315,990
Fiscal Services	6.9	607,396	16,300				623,696
Campus Public Safety	10.4	602,588	94,324				696,912
Human Resources	5.1	404,919	110,104				515,023
Mail Services	1.3	79,607	183,700				263,307
College Relations	7.4	571,729	139,202				710,931
Chief Financial Officer	4.9	493,431	35,024				528,455
Legal, Audit and Professional Svcs			66,700				66,700
Elections			28,000				28,000
General Institutional Support	0.3	225,510	120,000	50,000	11,000		406,510
Liability and Other Insurance			96,100		100,000		196,100
Institutional Effectiveness	3.6	268,258	36,303				304,561
Vice President for Administration	2.0	279,822	42,698		63,730		386,250
Organizational Development		-	6,500				6,500
Total College Support Services	44.0	\$ 3,866,897	\$ 1,047,964	\$ 50,000	\$ 174,730	\$ -	\$ 5,139,591
Campus Services							
Custodial Services	20.0	\$ 1,157,817	\$ 88,357	\$	\$	\$	\$ 1,246,174
Utilities			1,119,007		65,000		1,184,007
Fire & Boiler Insurance			114,700				114,700
Maintenance of Grounds	4.5	246,559	122,162				368,721
Maintenance of Buildings	8.0	568,794	255,337				824,131
Plant Additions					565,920		565,920
Plant Administration	3.1	266,998	35,160				302,158
Redmond Campus Infrastructure	3.8	212,445	118,838				331,283
Campus Shuttle	2.3	94,920	14,195				109,115
Madras Campus Infrastructure			47,000				47,000
Prineville Campus Infrastructure			65,280				65,280
Total Campus Services	41.7	\$ 2,547,533	\$ 1,980,036	\$ -	\$ 630,920	\$ -	\$ 5,158,489

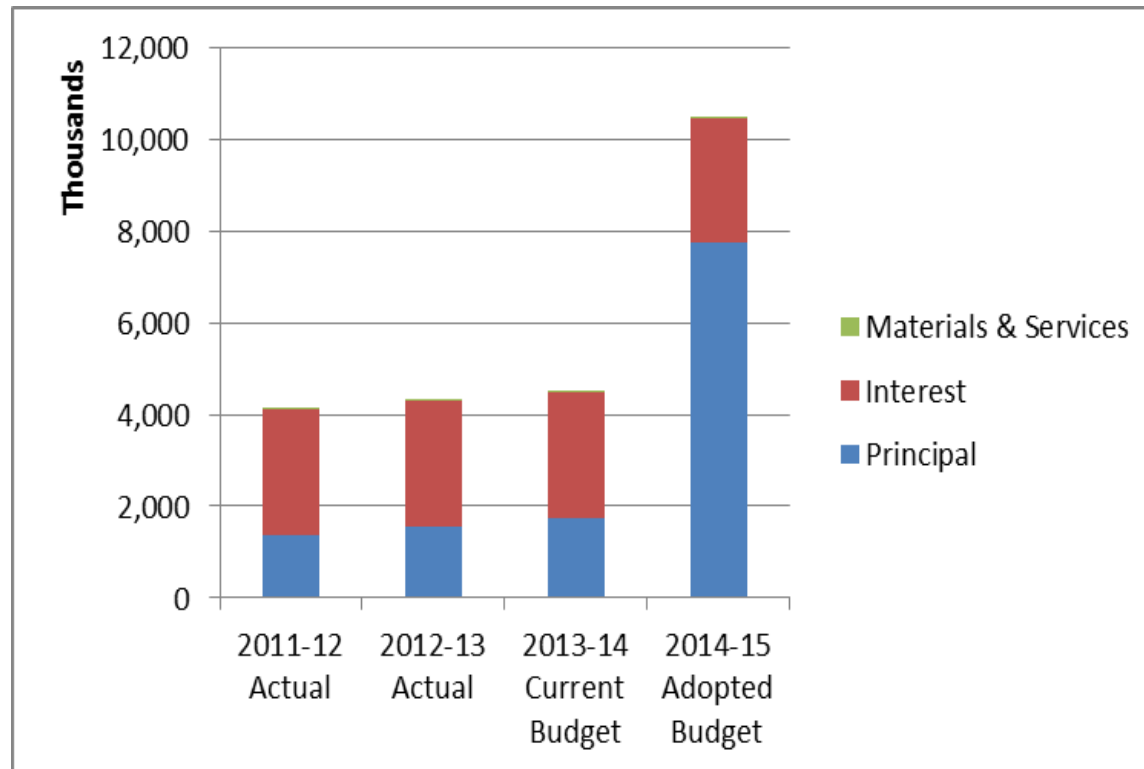
General Fund - Expenditures by Category

	FTE	Personnel Services	Materials & Services	Capital Outlay	Interfund Transfers-Out	Contingency	Fiscal Year 2014-2015 ADOPTED Budget
Information Technology							
Information Technology Services	4.0	\$ 408,533	\$ 880,376	\$ -	\$ 534,131	\$ -	\$ 1,823,040
Management Information Systems	6.0	632,546	30,987				663,533
User Services	12.8	715,427	74,704				790,131
Enterprise Computing Services	4.0	404,827	20,225				425,052
Network/Telecom & Media Services	4.6	357,049	191,334				548,383
Web Development	1.0	92,355	3,000				95,355
Regional IT Services - Redmond	1.0	88,832					88,832
Regional IT Services - Prineville			75,280				75,280
Total Information Technology	33.4	\$ 2,699,569	\$ 1,275,906	\$ -	\$ 534,131	\$ -	\$ 4,509,606
Financial Aid							
Financial Aid Transactions		\$ -	\$ 52,897	\$ -	\$ 227,182	\$ -	\$ 280,079
Total Financial Aid	-	\$ -	\$ 52,897	\$ -	\$ 227,182	\$ -	\$ 280,079
Contingency							
Contingency		\$ -	\$ -	\$ -	\$ -	\$ 800,000	\$ 800,000
Total Contingency	-	\$ -	\$ -	\$ -	\$ -	\$ 800,000	\$ 800,000
Total General Fund Expenses	440.6	\$ 33,116,050	\$ 6,351,221	\$ 120,000	\$ 2,345,615	\$ 800,000	\$ 42,732,886

Debt Service Fund

Accounts for the retirement of all long-term debt of the District. Property taxes and general fund transfers are principle sources of revenues.

Debt Service Fund Expenditures



Debt Service Fund - Resources and Requirements

	Fiscal Year 2011-12 ACTUAL Amounts	Fiscal Year 2012-13 ACTUAL Amounts	Fiscal Year 2013-14 CURRENT Budget	Fiscal Year 2014-15 PROPOSED Budget	Fiscal Year 2014-15 APPROVED Budget	Fiscal Year 2014-15 ADOPTED Budget
Resources						
Beginning Fund Balance	\$ 59,242	\$ 211,168	\$ 162,308	\$ 241,900	\$ 241,900	\$ 241,900
Tax Revenue - Current	2,544,931	2,652,467	2,584,175	2,593,775	2,593,775	2,593,775
Tax Revenue - Prior	96,314	120,818	75,000	80,000	80,000	80,000
PERS Reserve Charge	825,838	866,480	911,543	961,543	961,543	961,543
Rental Income	488,750	489,950	491,775	486,945	486,945	486,945
Interest Income	2,010	2,051	160	850	850	850
Transfers In	299,142	305,115	310,113	6,151,400	6,151,400	6,151,400
Total Resources	\$ 4,316,227	\$ 4,648,049	\$ 4,535,074	\$ 10,516,413	\$ 10,516,413	\$ 10,516,413
Requirements						
Principal Payments	\$ 1,378,467	\$ 1,559,375	\$ 1,754,163	\$ 7,740,159	\$ 7,740,159	\$ 7,740,159
Interest Payments	2,723,742	2,726,575	2,731,027	2,715,778	2,715,778	2,715,778
Materials and Services	2,850	3,400	3,400	3,400	3,400	3,400
Ending Fund Balance	211,168	358,699	46,484	57,076	57,076	57,076
Total Requirements	\$ 4,316,227	\$ 4,648,049	\$ 4,535,074	\$ 10,516,413	\$ 10,516,413	\$ 10,516,413

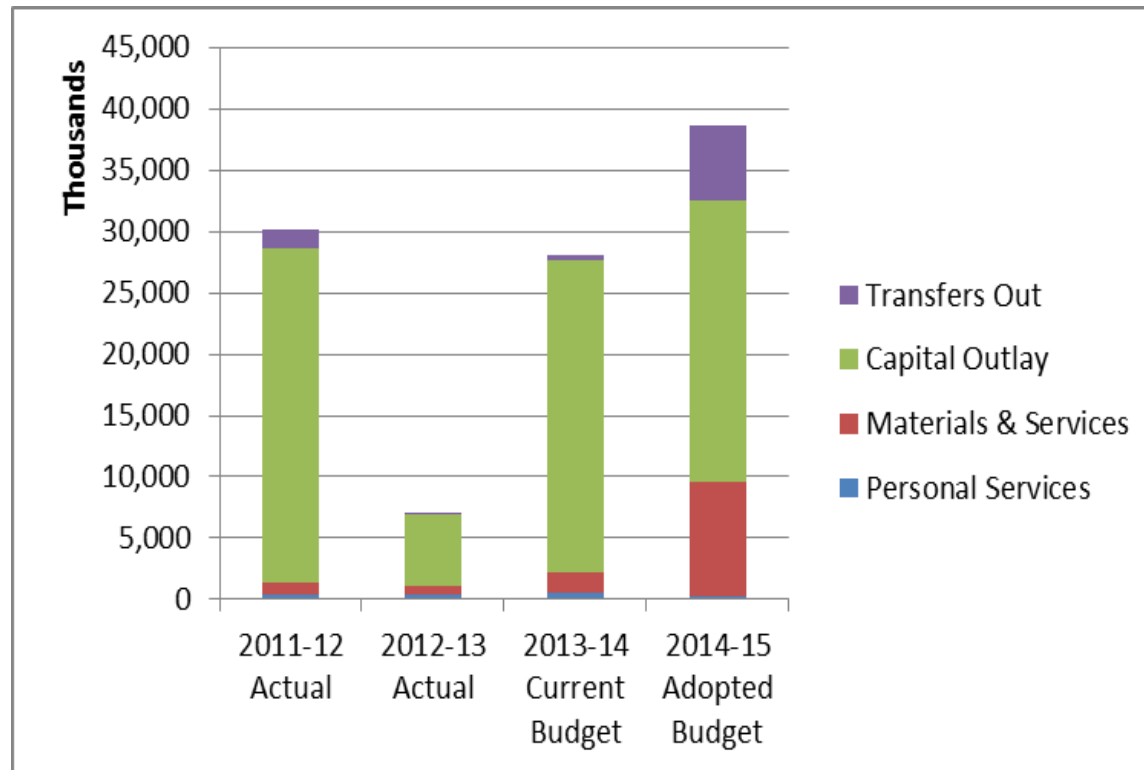
Debt Service Fund - Resources and Requirements by Issue

	2010 General Obligation Bonds	2003 Pension Obligation Bonds	1996 FFC Bonds	1997 FFC Bonds	2001 FFC Bonds	2005 Capital Lease	Fiscal Year 2014-15 ADOPTED Budget
Resources							
Beginning Fund Balance	\$ 235,000	\$	\$	\$	\$ 2,000	\$ 4,900	\$ 241,900
Tax Revenue - Current	2,593,775						2,593,775
Tax Revenue - Prior	80,000						80,000
PERS Reserve Charge		961,543					961,543
Rental Income					486,945		486,945
Interest Income	850						850
Transfers In			219,300	601,100	5,266,000	65,000	6,151,400
Total Resources	<u>\$ 2,909,625</u>	<u>\$ 961,543</u>	<u>\$ 219,300</u>	<u>\$ 601,100</u>	<u>\$ 5,754,945</u>	<u>\$ 69,900</u>	<u>\$ 10,516,413</u>
Requirements							
Principal Payments	\$ 1,090,000	\$ 316,732	\$ 210,000	\$ 590,000	\$ 5,475,000	\$ 58,427	\$ 7,740,159
Interest Payments	1,769,625	644,811	8,000	10,000	276,945	6,397	2,715,778
Materials and Services			1,300	1,100	1,000		3,400
Ending Fund Balance	50,000				2,000	5,076	57,076
Total Requirements	<u>\$ 2,909,625</u>	<u>\$ 961,543</u>	<u>\$ 219,300</u>	<u>\$ 601,100</u>	<u>\$ 5,754,945</u>	<u>\$ 69,900</u>	<u>\$ 10,516,413</u>

Capital Projects Fund

This fund accounts for major outlays for new buildings, campus repairs, and equipment. Major sources of revenue are transfers from the general fund and bond proceeds.

Capital Projects Fund Expenditures



Capital Projects Fund - Resources and Requirements

	Fiscal Year 2011-12 ACTUAL Amounts	Fiscal Year 2012-13 ACTUAL Amounts	Fiscal Year 2013-14 CURRENT Budget	Fiscal Year 2014-15 PROPOSED Budget	Fiscal Year 2014-15 APPROVED Budget	Fiscal Year 2014-15 ADOPTED Budget
Resources						
Beginning Fund Balance	\$ 38,610,205	\$ 18,001,297	\$ 15,785,477	\$ 28,587,000	\$ 28,587,000	\$ 28,587,000
Grants and Contracts	5,711,479	935,790	5,700,000	8,266,000	8,266,000	8,266,000
Other Income	401,784	279,544	539,200	5,539,200	5,539,200	5,539,200
Donations	606,909	95,788				
Bond Sale Proceeds			22,500,000			
Interest Income	(2,799)	64,206	46,500	174,593	174,593	174,593
Transfers In	2,759,823	2,727,392	1,812,468	1,550,051	1,850,051	1,850,051
Total Resources	\$ 48,087,401	\$ 22,104,017	\$ 46,383,645	\$ 44,116,844	\$ 44,416,844	\$ 44,416,844
Requirements						
Personnel Services	\$ 467,813	\$ 418,487	\$ 503,633	\$ 340,606	\$ 340,606	\$ 340,606
Materials and Services	978,992	668,999	1,755,000	9,284,000	9,284,000	9,284,000
Capital Outlay	27,234,112	5,822,011	25,425,000	22,890,413	22,890,413	22,890,413
Transfers Out	1,405,187	237,717	314,505	6,168,400	6,168,400	6,168,400
Ending Fund Balance	18,001,297	14,956,803	18,385,507	5,433,425	5,733,425	5,733,425
Total Requirements	\$ 48,087,401	\$ 22,104,017	\$ 46,383,645	\$ 44,116,844	\$ 44,416,844	\$ 44,416,844

Capital Projects Fund - Resources and Requirements by Project

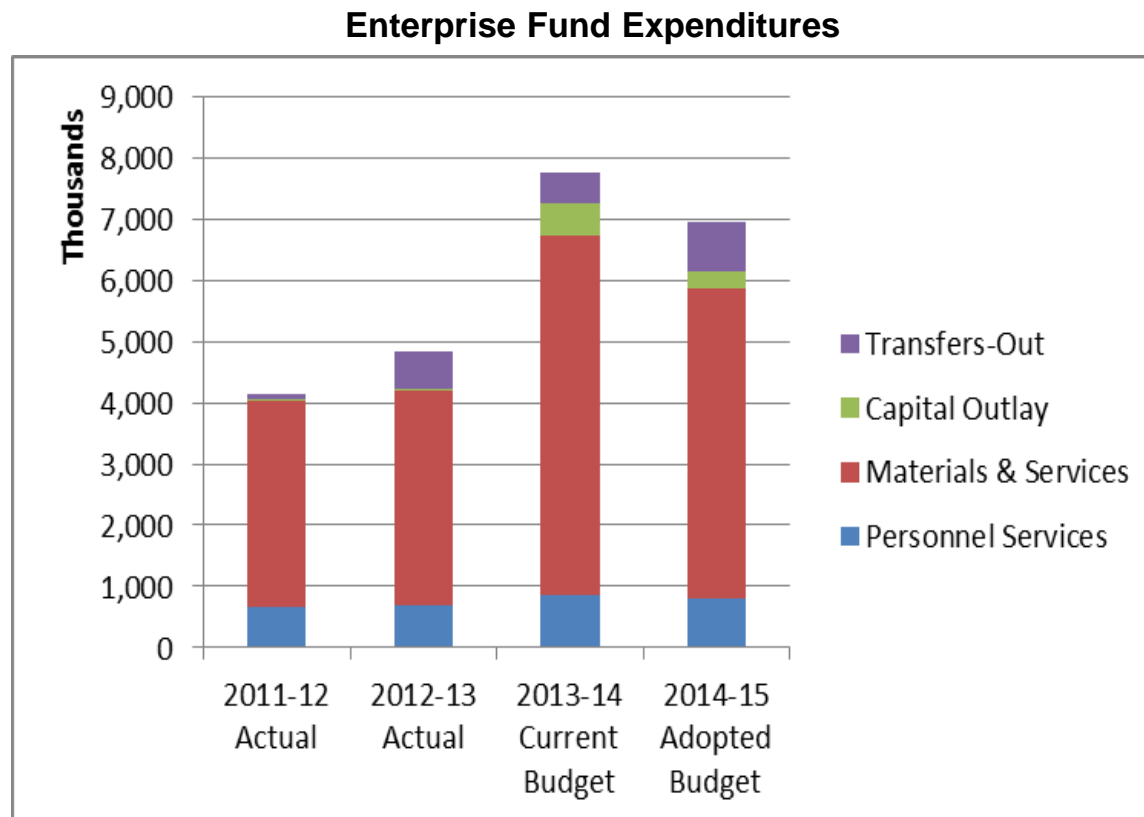
	FTE	G.O. Bond Projects	Campus Center Building	Bookstore Construction	New Construction & Renovation	Repair and Replacement	Residence Hall Construction	Veterinary Technician Remodel
Resources								
Beginning Fund Balance		\$ 1,700,000	\$ 254,000	\$ 400,000	\$ 2,300,000	\$ 500,000	\$ 19,300,000	\$ 200,000
Grants		3,000,000						
Other Income					5,000,000			
Interest Income			940	1,000	6,600	570	150,000	
Transfers In				100,000	240,090	325,830	350,000	
Total Resources		<u>\$ 4,700,000</u>	<u>\$ 254,940</u>	<u>\$ 501,000</u>	<u>\$ 7,546,690</u>	<u>\$ 826,400</u>	<u>\$ 19,800,000</u>	<u>\$ 200,000</u>
Requirements								
Personnel Services	5.3	\$ 144,587	\$	\$	\$	\$	\$ 196,019	\$
Materials and Services					5,000,000	600,000	3,500,000	
Capital Outlay		4,555,413	250,000	100,000	2,500,000		14,000,000	200,000
Transfers Out								
Ending Fund Balance			4,940	401,000	46,690	226,400	2,103,981	
Total Requirements	<u>5.30</u>	<u>\$ 4,700,000</u>	<u>\$ 254,940</u>	<u>\$ 501,000</u>	<u>\$ 7,546,690</u>	<u>\$ 826,400</u>	<u>\$ 19,800,000</u>	<u>\$ 200,000</u>

Capital Projects Fund - Resources and Requirements by Project

	<u>Life Cycle Technology Replacement</u>	<u>Higher Ed. Building Maintenance and Repair</u>	<u>Capital Equipment Fund</u>	<u>IT Server/ Infrastructure</u>	<u>Redmond Campus</u>	<u>Chandler Lab</u>	<u>Fiscal Year 2014-15 ADOPTED Budget</u>
Resources							
Beginning Fund Balance	\$ 511,000	\$ 985,000	\$ 300,000	\$ 716,000	\$ 1,026,000	\$ 395,000	\$ 28,587,000
Grants		5,266,000					8,266,000
Other Income		235,000			285,000	19,200	5,539,200
Interest Income	2,290	4,800	1,500	3,430	3,300	163	174,593
Transfers In	344,030			190,101			1,550,051
Total Resources	<u>\$ 857,320</u>	<u>\$ 6,490,800</u>	<u>\$ 301,500</u>	<u>\$ 909,531</u>	<u>\$ 1,314,300</u>	<u>\$ 414,363</u>	<u>\$ 44,116,844</u>
Requirements							
Personnel Services	\$	\$	\$	\$	\$	\$	\$ 340,606
Materials and Services					90,000	94,000	9,284,000
Capital Outlay	450,000	200,000	300,000	250,000	10,000	75,000	22,890,413
Transfers Out		5,266,000			902,400		6,168,400
Ending Fund Balance	407,320	1,024,800	1,500	659,531	311,900	245,363	5,433,425
Total Requirements	<u>\$ 857,320</u>	<u>\$ 6,490,800</u>	<u>\$ 301,500</u>	<u>\$ 909,531</u>	<u>\$ 1,314,300</u>	<u>\$ 414,363</u>	<u>\$ 44,116,844</u>

Enterprise Fund

Enterprise funds are used by the College to account for services provided on a user charge basis, similar to a profit seeking business.



Enterprise Fund - Resources and Requirements

		Fiscal Year 2011-12 ACTUAL Amounts	Fiscal Year 2012-13 ACTUAL Amounts	Fiscal Year 2013-14 CURRENT Budget	Fiscal Year 2014-15 PROPOSED Budget	Fiscal Year 2014-15 APPROVED Budget	Fiscal Year 2014-15 ADOPTED Budget
Residence Hall							
Resources							
Beginning Net Working Capital		\$ 864,814	\$ 970,124	\$ 626,347	\$ 453,030	\$ 922,030	\$ 922,030
Room and Board		622,914	658,880	807,206	807,206	437,206	437,206
Interest Income		1,292	1,495	2,527	2,527	2,527	2,527
Total Resources		<u>\$ 1,489,020</u>	<u>\$ 1,630,499</u>	<u>\$ 1,436,080</u>	<u>\$ 1,262,763</u>	<u>\$ 1,361,763</u>	<u>\$ 1,361,763</u>
Requirements							
Personnel Services	3.4	\$ 186,767	\$ 183,764	\$ 212,125	\$ 210,650	\$ 210,650	\$ 210,650
Materials and Services		322,180	370,670	466,937	466,937	117,937	117,937
Capital Outlay		9,949	12,658	20,000	20,000	20,000	20,000
Transfers Out			350,000	350,000	350,000	350,000	350,000
Ending Net Working Capital		970,124	713,407	387,018	215,176	663,176	663,176
Total Requirements	<u>3.4</u>	<u>\$ 1,489,020</u>	<u>\$ 1,630,499</u>	<u>\$ 1,436,080</u>	<u>\$ 1,262,763</u>	<u>\$ 1,361,763</u>	<u>\$ 1,361,763</u>

Enterprise Fund - Resources and Requirements

	Fiscal Year 2011-12 ACTUAL Amounts	Fiscal Year 2012-13 ACTUAL Amounts	Fiscal Year 2013-14 CURRENT Budget	Fiscal Year 2014-15 PROPOSED Budget	Fiscal Year 2014-15 APPROVED Budget	Fiscal Year 2014-15 ADOPTED Budget
Food Service Operations						
Resources						
Beginning Net Working Capital	\$	\$	\$	\$	\$	\$
Room and Board					370,000	370,000
Interest Income						
Total Resources	<u>\$ -</u>	<u>\$ -</u>	<u>\$ -</u>	<u>\$ -</u>	<u>\$ 370,000</u>	<u>\$ 370,000</u>
Requirements						
Materials and Services	\$	\$	\$		360,000	360,000
Capital Outlay					10,000	10,000
Ending Net Working Capital						
Total Requirements	<u>-</u>	<u>\$ -</u>	<u>\$ -</u>	<u>\$ -</u>	<u>\$ 370,000</u>	<u>\$ 370,000</u>

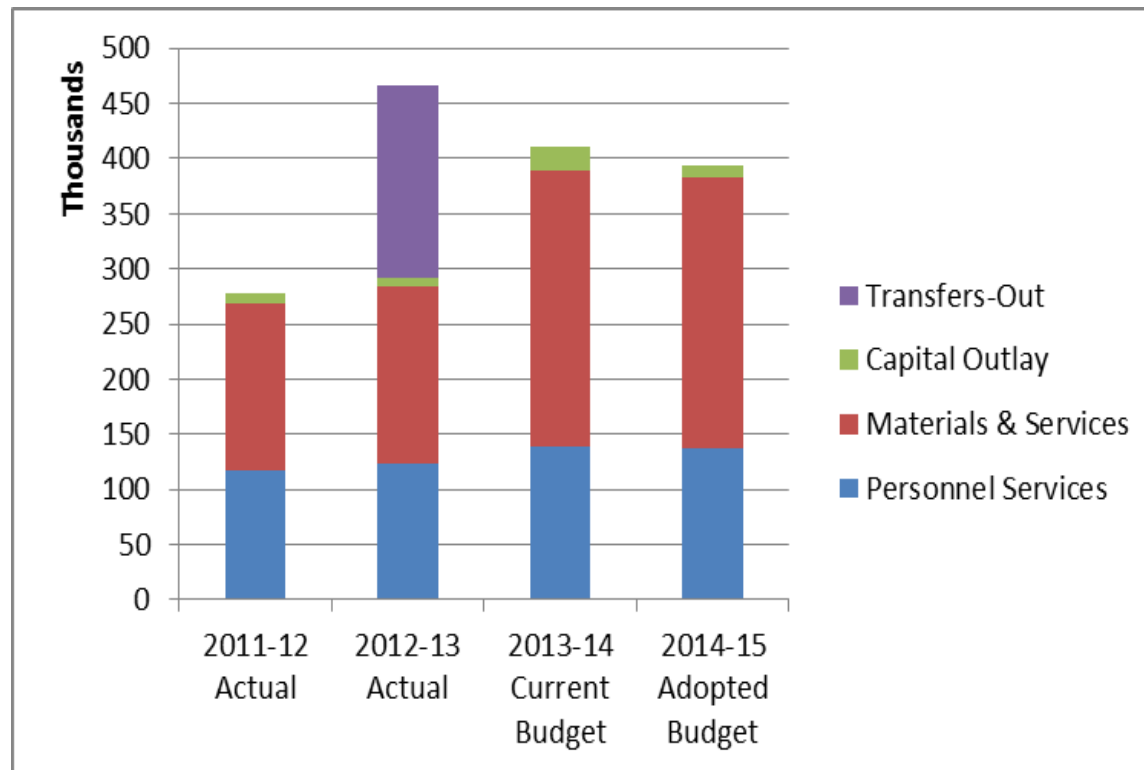
Enterprise Fund - Resources and Requirements

	FTE	Fiscal Year 2011-12 ACTUAL Amounts	Fiscal Year 2012-13 ACTUAL Amounts	Fiscal Year 2013-14 CURRENT Budget	Fiscal Year 2014-15 PROPOSED Budget	Fiscal Year 2014-15 APPROVED Budget	Fiscal Year 2014-15 ADOPTED Budget
Bookstore							
Resources							
Beginning Net Working Capital		\$ 2,694,407	\$ 3,216,613	\$ 2,980,000	\$ 2,950,000	\$ 2,950,000	\$ 2,950,000
Bookstore Sales		4,121,127	4,007,271	6,388,000	5,429,800	5,429,800	5,429,800
Other		23,252	16,227				
Interest Income		3,107	4,397	4,000	7,570	7,570	7,570
Total Resources		<u>\$ 6,841,893</u>	<u>\$ 7,244,508</u>	<u>\$ 9,372,000</u>	<u>\$ 8,387,370</u>	<u>\$ 8,387,370</u>	<u>\$ 8,387,370</u>
Requirements							
Personnel Services	10.2	\$ 469,334	\$ 496,640	\$ 660,521	\$ 581,685	\$ 581,685	\$ 581,685
Materials and Services		3,053,062	3,157,566	5,384,950	4,589,950	4,589,950	4,589,950
Capital Outlay		2,884	7,070	500,000	250,000	250,000	250,000
Transfers Out		100,000	250,000	150,000	450,000	450,000	450,000
Ending Net Working Capital		3,216,613	3,333,232	2,676,529	2,515,735	2,515,735	2,515,735
Total Requirements	<u>10.2</u>	<u>\$ 6,841,893</u>	<u>\$ 7,244,508</u>	<u>\$ 9,372,000</u>	<u>\$ 8,387,370</u>	<u>\$ 8,387,370</u>	<u>\$ 8,387,370</u>
Enterprise Fund Total							
Beginning Net Working Capital		\$ 3,559,221	\$ 4,186,737	\$ 3,606,347	\$ 3,403,030	\$ 3,872,030	\$ 3,872,030
Total Resources		4,771,692	4,688,270	7,201,733	6,247,103	6,247,103	6,247,103
Total Requirements		4,144,176	4,828,368	7,744,533	6,919,222	6,940,222	6,940,222
Ending Net Working Capital	<u>13.6</u>	<u>\$ 4,186,737</u>	<u>\$ 4,046,639</u>	<u>\$ 3,063,547</u>	<u>\$ 2,730,911</u>	<u>\$ 3,178,911</u>	<u>\$ 3,178,911</u>

Internal Service Fund

An Internal Service fund accounts for goods or services provided to other college departments on a cost reimbursement basis.

Internal Service Fund Expenditures



Internal Service Fund - Resources and Requirements

		Fiscal Year 2011-12 ACTUAL Amounts	Fiscal Year 2012-13 ACTUAL Amounts	Fiscal Year 2013-14 CURRENT Budget	Fiscal Year 2014-15 PROPOSED Budget	Fiscal Year 2014-15 APPROVED Budget	Fiscal Year 2014-15 ADOPTED Budget
Centralized Services							
Resources							
Beginning Fund Balance		\$ 411,033	\$ 490,751	\$ 207,791	\$ 403,000	\$ 403,000	\$ 403,000
User Charges		250,771	244,479	265,000	265,000	265,000	265,000
Interest Income		637	800	800	800	800	800
Total Resources		<u>\$ 662,441</u>	<u>\$ 736,030</u>	<u>\$ 473,591</u>	<u>\$ 668,800</u>	<u>\$ 668,800</u>	<u>\$ 668,800</u>
Requirements							
Personnel Services	2.0	\$ 83,457	\$ 94,506	\$ 108,542	\$ 109,244	\$ 109,244	\$ 109,244
Materials and Services		78,700	77,274	150,900	125,900	125,900	125,900
Capital Outlay		9,533	6,478	20,000	10,000	10,000	10,000
Transfers Out			150,000				
Ending Fund Balance		490,751	407,772	194,149	423,656	423,656	423,656
Total Requirements	<u>2.0</u>	<u>\$ 662,441</u>	<u>\$ 736,030</u>	<u>\$ 473,591</u>	<u>\$ 668,800</u>	<u>\$ 668,800</u>	<u>\$ 668,800</u>

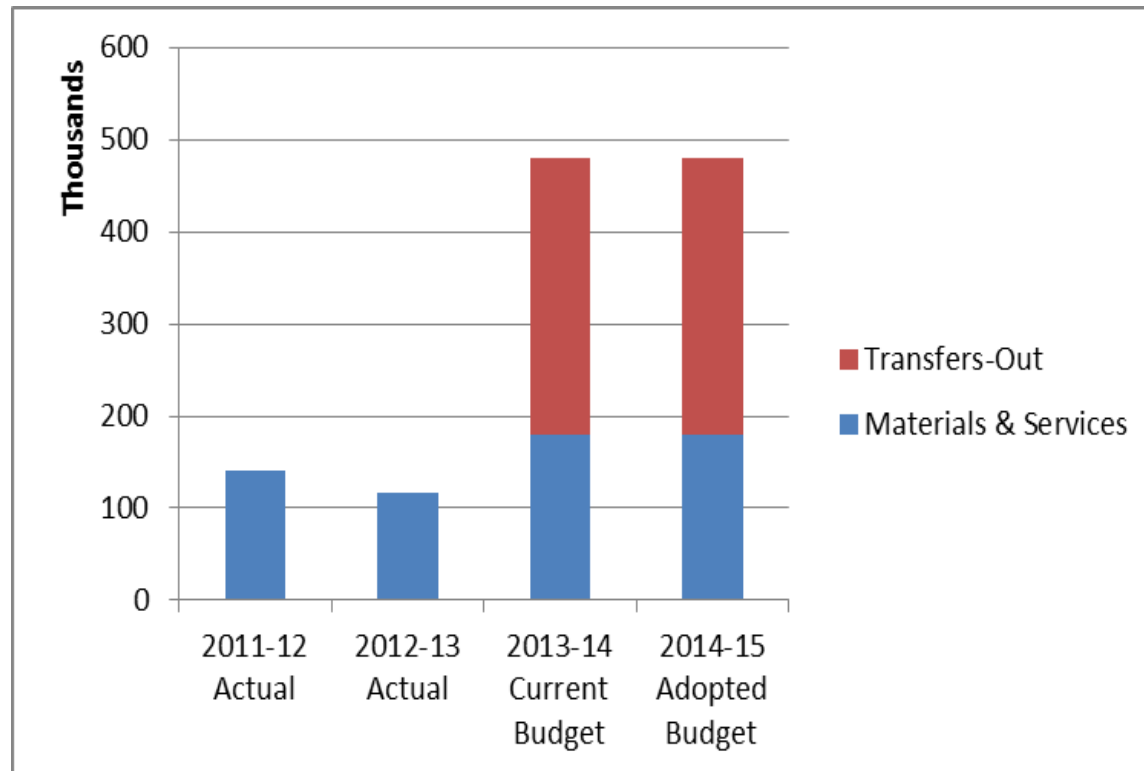
Internal Service Fund - Resources and Requirements

		Fiscal Year 2011-12 ACTUAL Amounts	Fiscal Year 2012-13 ACTUAL Amounts	Fiscal Year 2013-14 CURRENT Budget	Fiscal Year 2014-15 PROPOSED Budget	Fiscal Year 2014-15 APPROVED Budget	Fiscal Year 2014-15 ADOPTED Budget
Copier Activities							
Resources							
Beginning Fund Balance		\$ 67,525	\$ 75,525	\$ 38,000	\$ 40,546	\$ 40,546	\$ 40,546
User Charges		114,227	108,967	123,000	125,000	125,000	125,000
Interest Income		37	101	295	102	102	102
Total Resources		<u>\$ 181,789</u>	<u>\$ 184,593</u>	<u>\$ 161,295</u>	<u>\$ 165,648</u>	<u>\$ 165,648</u>	<u>\$ 165,648</u>
Requirements							
Personnel Services	0.3	\$ 33,805	\$ 28,692	\$ 30,128	\$ 27,872	\$ 27,872	\$ 27,872
Materials and Services		72,459	84,200	99,500	119,500	119,500	119,500
Capital Outlay				1,000	1,000	1,000	1,000
Transfers Out			25,000				
Ending Fund Balance		75,525	46,701	30,667	17,276	17,276	17,276
Total Requirements	<u>0.3</u>	<u>\$ 181,789</u>	<u>\$ 184,593</u>	<u>\$ 161,295</u>	<u>\$ 165,648</u>	<u>\$ 165,648</u>	<u>\$ 165,648</u>
Internal Service Fund Total							
Beginning Fund Balance		\$ 478,558	\$ 566,276	\$ 245,791	\$ 443,546	\$ 443,546	\$ 443,546
Total Resources		365,672	354,347	389,095	390,902	390,902	390,902
Total Requirements		277,954	466,150	410,070	393,516	393,516	393,516
Ending Fund Balance	<u>2.3</u>	<u>\$ 566,276</u>	<u>\$ 454,473</u>	<u>\$ 224,816</u>	<u>\$ 440,932</u>	<u>\$ 440,932</u>	<u>\$ 440,932</u>

Reserve Fund

Reserve funds are used by the College to account for funds set aside to meet obligations associated with retiree benefit liabilities and the public employee retirement system. Reserve funds have been designated by the Board of Directors and may only be used for the purpose for which they were established.

Reserve Fund Expenditures



Reserve Fund - Resources and Requirements

	Fiscal Year 2011-12 ACTUAL Amounts	Fiscal Year 2012-13 ACTUAL Amounts	Fiscal Year 2013-14 CURRENT Budget	Fiscal Year 2014-15 PROPOSED Budget	Fiscal Year 2014-15 APPROVED Budget	Fiscal Year 2014-15 ADOPTED Budget
Retiree Benefit Reserve						
Resources						
Beginning Fund Balance	\$ 1,144,974	\$ 1,006,224	\$ 867,950	\$ 794,000	\$ 794,000	\$ 794,000
Interest Income	1,524	1,672	3,889	3,550	3,550	3,550
Total Resources	\$ 1,146,498	\$ 1,007,896	\$ 871,839	\$ 797,550	\$ 797,550	\$ 797,550
Requirements						
Materials and Services	\$ 140,274	\$ 116,211	\$ 180,000	\$ 180,000	\$ 180,000	\$ 180,000
Ending Fund Balance	1,006,224	891,685	691,839	617,550	617,550	617,550
Total Requirements	\$ 1,146,498	\$ 1,007,896	\$ 871,839	\$ 797,550	\$ 797,550	\$ 797,550
PERS Reserve						
Resources						
Beginning Fund Balance	\$ 2,015,387	\$ 2,018,216	\$ 1,718,216	\$ 1,731,132	\$ 1,731,132	\$ 1,731,132
Interest Income	2,829	3,558	7,851	7,905	7,905	7,905
Total Resources	\$ 2,018,216	\$ 2,021,774	\$ 1,726,067	\$ 1,739,037	\$ 1,739,037	\$ 1,739,037
Requirements						
Transfers Out	\$	\$	\$ 300,000	\$ 300,000	\$ 300,000	\$ 300,000
Ending Fund Balance	2,018,216	2,021,774	1,426,067	1,439,037	1,439,037	1,439,037
Total Requirements	\$ 2,018,216	\$ 2,021,774	\$ 1,726,067	\$ 1,739,037	\$ 1,739,037	\$ 1,739,037

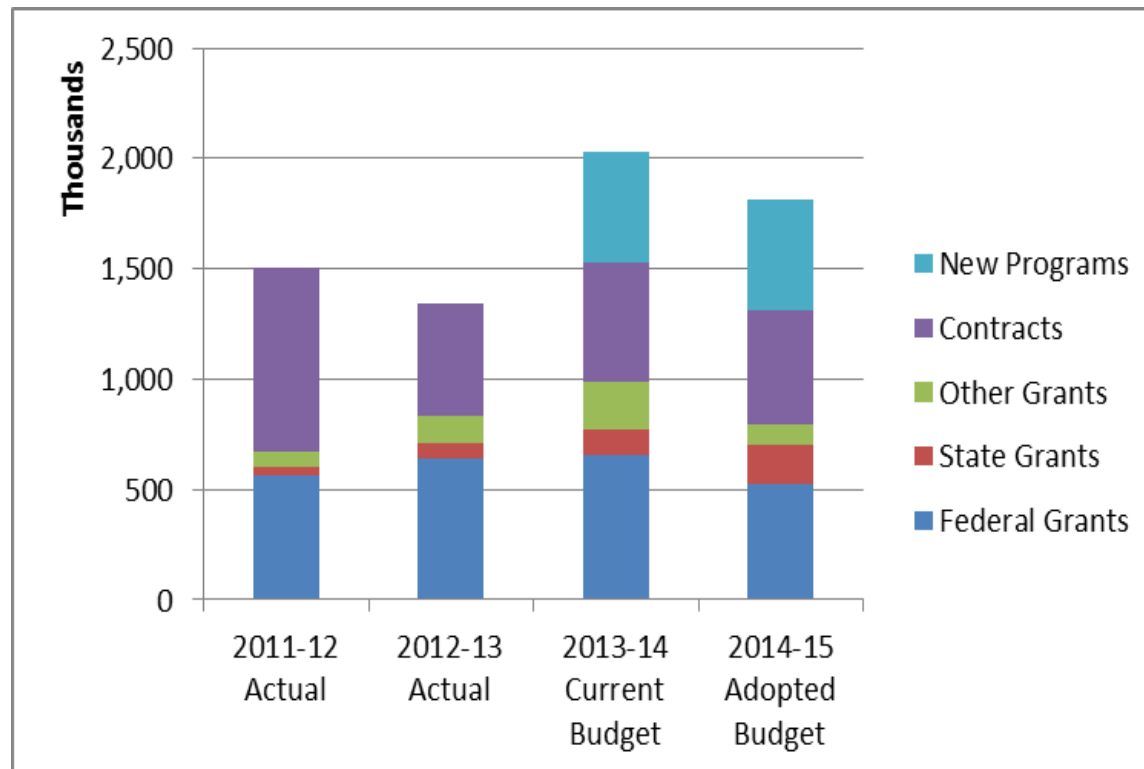
Reserve Fund - Resources and Requirements

	Fiscal Year 2011-12 ACTUAL Amounts	Fiscal Year 2012-13 ACTUAL Amounts	Fiscal Year 2013-14 CURRENT Budget	Fiscal Year 2014-15 PROPOSED Budget	Fiscal Year 2014-15 APPROVED Budget	Fiscal Year 2014-15 ADOPTED Budget
Reserve Fund Total						
Beginning Fund Balance	\$ 3,160,361	\$ 3,024,440	\$ 2,586,166	\$ 2,525,132	\$ 2,525,132	\$ 2,525,132
Total Resources	4,353	5,230	11,740	11,455	11,455	11,455
Total Requirements	140,274	116,211	480,000	480,000	480,000	480,000
Ending Fund Balance	<u>\$ 3,024,440</u>	<u>\$ 2,913,459</u>	<u>\$ 2,117,906</u>	<u>\$ 2,056,587</u>	<u>\$ 2,056,587</u>	<u>\$ 2,056,587</u>

Special Revenue Fund

Grants from federal, state, and other sources are accounted for in this fund. Expenditures of these funds are legally restricted to the purpose outlined in the grant or contract documents. Grants usually require special financial reporting of all receipts and expenditures.

Special Revenue Fund Expenditures



Special Revenue Fund - Resources and Requirements

	Fiscal Year 2011-12 ACTUAL Amounts	Fiscal Year 2012-13 ACTUAL Amounts	Fiscal Year 2013-14 CURRENT Budget	Fiscal Year 2014-15 PROPOSED Budget	Fiscal Year 2014-15 APPROVED Budget	Fiscal Year 2014-15 ADOPTED Budget
Federal Grants						
Resources						
Beginning Fund Balance	\$ 47,463	\$ 78,438	\$ 50,000	\$ 40,000	\$ 40,000	\$ 40,000
Federal Grants	518,403	550,712	580,131	465,220	465,220	465,220
Tuition and Fees	40,281	37,309	40,000	25,000	25,000	25,000
Other Income						
Transfers In	34,639	34,639	34,639	34,639	34,639	34,639
Total Resources	<u>\$ 640,786</u>	<u>\$ 701,098</u>	<u>\$ 704,770</u>	<u>\$ 564,859</u>	<u>\$ 564,859</u>	<u>\$ 564,859</u>
Requirements						
Personnel Services	\$ 518,791	\$ 532,158	\$ 481,970	\$ 445,659	\$ 445,659	\$ 445,659
Materials and Services	43,557	62,079	172,800	70,200	70,200	70,200
Capital Outlay		44,988				
Transfers Out				9,000	9,000	9,000
Ending Fund Balance	78,438	61,873	50,000	40,000	40,000	40,000
Total Requirements	<u>\$ 640,786</u>	<u>\$ 701,098</u>	<u>\$ 704,770</u>	<u>\$ 564,859</u>	<u>\$ 564,859</u>	<u>\$ 564,859</u>

Special Revenue Fund - Resources and Requirements

	Fiscal Year 2011-12 ACTUAL Amounts	Fiscal Year 2012-13 ACTUAL Amounts	Fiscal Year 2013-14 CURRENT Budget	Fiscal Year 2014-15 PROPOSED Budget	Fiscal Year 2014-15 APPROVED Budget	Fiscal Year 2014-15 ADOPTED Budget
State Grants						
Resources						
Beginning Fund Balance	\$ -	\$ -	\$ -	\$ 34,000	\$ 34,000	\$ 34,000
State Grants	40,304	108,805	119,112	164,430	164,430	164,430
Other Income		500				
Total Resources	<u>\$ 40,304</u>	<u>\$ 109,305</u>	<u>\$ 119,112</u>	<u>\$ 198,430</u>	<u>\$ 198,430</u>	<u>\$ 198,430</u>
Requirements						
Personnel Services	\$ 34,804	\$ 60,751	\$ 95,067	\$ 114,215	\$ 114,215	\$ 114,215
Materials and Services	5,500	7,720	24,045	49,682	49,682	49,682
Transfers Out				10,000	10,000	10,000
Ending Fund Balance		40,834		24,533	24,533	24,533
Total Requirements	<u>\$ 40,304</u>	<u>\$ 109,305</u>	<u>\$ 119,112</u>	<u>\$ 198,430</u>	<u>\$ 198,430</u>	<u>\$ 198,430</u>
Other Grants						
Resources						
Beginning Fund Balance	\$ 102,012	\$ 133,379	\$ 112,100	\$ 115,000	\$ 115,000	\$ 115,000
Grant Income	96,367	123,000	112,000	32,000	32,000	32,000
Transfers In		20,000				
Total Resources	<u>\$ 198,379</u>	<u>\$ 276,379</u>	<u>\$ 224,100</u>	<u>\$ 147,000</u>	<u>\$ 147,000</u>	<u>\$ 147,000</u>
Requirements						
Personnel Services	\$ 38,973	\$ 76,095	\$ 99,264	\$ 86,504	\$ 86,504	\$ 86,504
Materials and Services	20,225	20,403	35,000	7,000	7,000	7,000
Capital Outlay	5,802	10,266	80,000			
Transfers Out		20,000		5,000	5,000	5,000
Ending Fund Balance	133,379	149,615	9,836	48,496	48,496	48,496
Total Requirements	<u>\$ 198,379</u>	<u>\$ 276,379</u>	<u>\$ 224,100</u>	<u>\$ 147,000</u>	<u>\$ 147,000</u>	<u>\$ 147,000</u>

Special Revenue Fund - Resources and Requirements

	Fiscal Year 2011-12 ACTUAL Amounts	Fiscal Year 2012-13 ACTUAL Amounts	Fiscal Year 2013-14 CURRENT Budget	Fiscal Year 2014-15 PROPOSED Budget	Fiscal Year 2014-15 APPROVED Budget	Fiscal Year 2014-15 ADOPTED Budget
Contracts						
Resources						
Beginning Fund Balance	\$ 27,537	\$ 20,562	\$ 10,000	\$ -	\$ -	\$ -
Tuition and Fees	150					
Contract Income	832,358	506,628	531,720	518,000	518,000	518,000
Other Income						
Transfers In						
Total Resources	<u>\$ 860,045</u>	<u>\$ 527,190</u>	<u>\$ 541,720</u>	<u>\$ 518,000</u>	<u>\$ 518,000</u>	<u>\$ 518,000</u>
Requirements						
Personnel Services	\$ 673,632	\$ 441,445	\$ 448,382	\$ 452,149	\$ 452,149	\$ 452,149
Materials and Services	164,816	70,687	93,338	65,851	65,851	65,851
Capital Outlay	1,035					
Transfers out						
Ending Fund Balance	20,562	15,058				
Total Requirements	<u>\$ 860,045</u>	<u>\$ 527,190</u>	<u>\$ 541,720</u>	<u>\$ 518,000</u>	<u>\$ 518,000</u>	<u>\$ 518,000</u>

Special Revenue Fund - Resources and Requirements

	Fiscal Year 2011-12 ACTUAL Amounts	Fiscal Year 2012-13 ACTUAL Amounts	Fiscal Year 2013-14 CURRENT Budget	Fiscal Year 2014-15 PROPOSED Budget	Fiscal Year 2014-15 APPROVED Budget	Fiscal Year 2014-15 ADOPTED Budget
New Programs						
Resources						
Beginning Fund Balance	\$	\$	\$	\$	\$	\$
Grants and Contracts Income			500,000	500,000	500,000	500,000
Total Resources	<u>\$ -</u>	<u>\$ -</u>	<u>\$ 500,000</u>	<u>\$ 500,000</u>	<u>\$ 500,000</u>	<u>\$ 500,000</u>
Requirements						
Materials and Services	\$	\$	\$ 500,000	\$ 500,000	\$ 500,000	\$ 500,000
Ending Fund Balance						
Total Requirements	<u>\$ -</u>	<u>\$ -</u>	<u>\$ 500,000</u>	<u>\$ 500,000</u>	<u>\$ 500,000</u>	<u>\$ 500,000</u>
Special Revenue Fund Total						
Beginning Fund Balance	\$ 177,012	\$ 232,379	\$ 172,100	\$ 189,000	\$ 189,000	\$ 189,000
Total Resources	1,562,502	1,381,593	1,917,602	1,739,289	1,739,289	1,739,289
Total Requirements	1,507,135	1,346,592	2,029,866	1,815,260	1,815,260	1,815,260
Ending Fund Balance	<u>\$ 232,379</u>	<u>\$ 267,380</u>	<u>\$ 59,836</u>	<u>\$ 113,029</u>	<u>\$ 113,029</u>	<u>\$ 113,029</u>

Special Revenue Fund - Expenditures by Category

	FTE	Personnel Services	Materials & Services	Capital Outlay	Interfund Transfers-Out	Contingency	Fiscal Year 2014-15 ADOPTED Budget
Federal Grants							
ABE - Special Projects	1.9	\$ 234,870	\$ 30,000	\$	\$	\$	\$ 264,870
Carl Perkins	2.5	83,900	35,000				118,900
SBA Grant	0.4	30,250					30,250
SBA Grant Match	0.5	34,639					34,639
SBA Portable Assistance Project	1.1	34,500	1,500				36,000
CASE Grant	0.9	27,500	3,700		9,000		40,200
Ending Fund Balance							40,000
Total Expenditures	7.3	\$ 445,659	\$ 70,200	\$ -	\$ 9,000	\$ -	\$ 564,859
State Grants							
OBDD	0.7	\$ 42,304	\$	\$	\$	\$	\$ 42,304
Grow Oregon Grant	0.4	33,100	13,400		10,000		56,500
CCWD Deer Ridge Grant			30,000				30,000
ABS Pathways	0.5	38,811	6,282				45,093
Ending Fund Balance							24,533
Total Expenditures	1.6	\$ 114,215	\$ 49,682	\$ -	\$ 10,000	\$ -	\$ 198,430
Other Grants							
Cascade Health Services Support	0.5	\$ 37,264	\$	\$	\$	\$	\$ 37,264
DRCI-Partnership to End Poverty	0.2	18,080	2,500				20,580
Veteran-Partnership to End Poverty	0.2	13,160	2,500				15,660
Wells Fargo RISE Grant	0.2	18,000	2,000		5,000		25,000
Ending Fund Balance							48,496
Total Expenditures	1.1	\$ 86,504	\$ 7,000	\$ -	\$ 5,000	\$ -	\$ 147,000

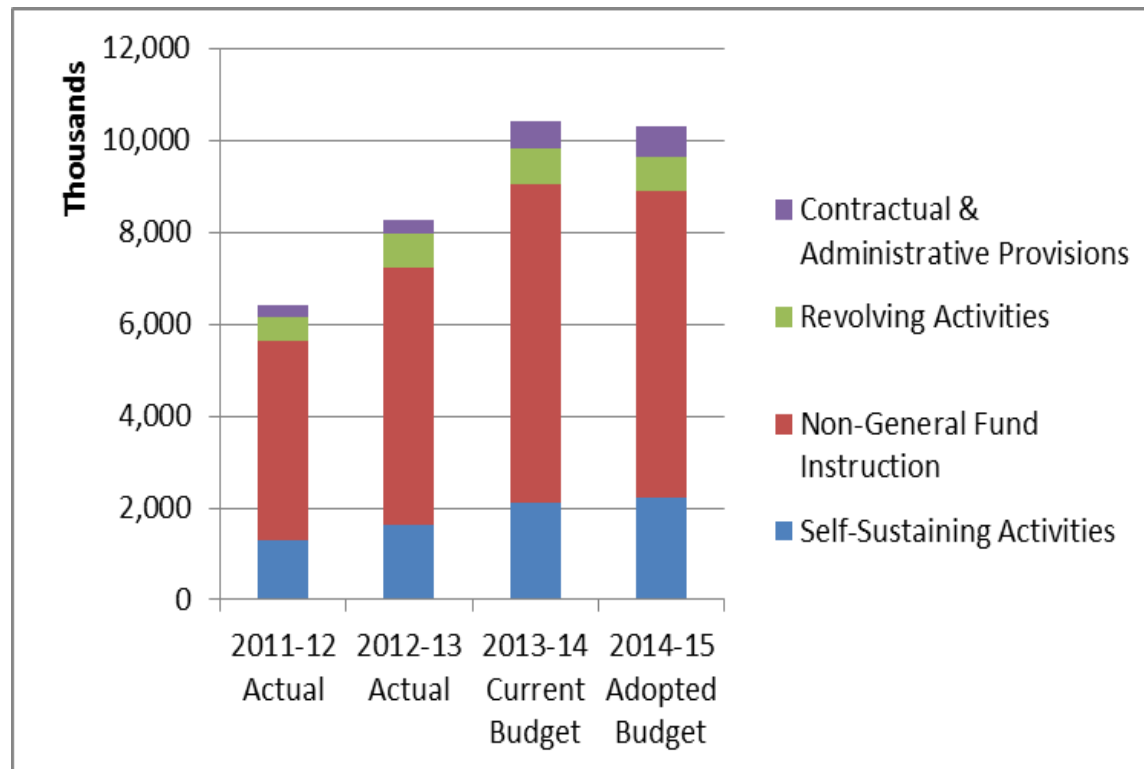
Special Revenue Fund - Expenditures by Category

	FTE	Personnel Services	Materials & Services	Capital Outlay	Interfund Transfers-Out	Contingency	Fiscal Year 2014-15 ADOPTED Budget
Contracts							
Deer Ridge Correctional Institution	5.5	\$ 452,149	\$ 65,851	\$ -	\$ -	\$ -	\$ 518,000
Ending Fund Balance							
Total Expenditures	<u>5.5</u>	<u>\$ 452,149</u>	<u>\$ 65,851</u>	<u>\$ -</u>	<u>\$ -</u>	<u>\$ -</u>	<u>\$ 518,000</u>
New Programs							
New Programs		\$ -	\$ 500,000	\$ -	\$ -	\$ -	\$ 500,000
Ending Fund Balance							
Total Expenditures	<u>-</u>	<u>\$ -</u>	<u>\$ 500,000</u>	<u>\$ -</u>	<u>\$ -</u>	<u>\$ -</u>	<u>\$ 500,000</u>

Auxiliary Fund

Accounts for a wide variety of activities and programs in the College. The programs are accounted for by functional type; self-sustaining activities, non-general fund instruction, revolving activities, and contractual and administrative provisions.

Auxiliary Fund Expenditures



Auxiliary Fund - Resources and Requirements

	Fiscal Year 2011-12 ACTUAL Amounts	Fiscal Year 2012-13 ACTUAL Amounts	Fiscal Year 2013-14 CURRENT Budget	Fiscal Year 2014-15 PROPOSED Budget	Fiscal Year 2014-15 APPROVED Budget	Fiscal Year 2014-15 ADOPTED Budget
Self-Sustaining Activities						
Resources						
Beginning Fund Balance	\$ 1,594,904	\$ 2,157,190	\$ 1,966,956	\$ 1,786,354	\$ 1,786,354	\$ 1,786,354
Tuition and Fees	178,989	225,485	278,969	273,602	273,602	273,602
Grants and Contracts	18,189	20,369	34,956	34,956	34,956	34,956
Other Income	437,765	400,821	479,500	400,000	400,000	400,000
Sales of Goods and Services	21,617	27,644	23,000	28,000	28,000	28,000
Program and Fee Income	676,039	723,653	773,795	721,995	721,995	721,995
Donations	29,978	37,654	48,750	48,750	48,750	48,750
Interest Income	2,679	3,954	8,778	8,650	8,650	8,650
Transfers In	497,332	309,629	100,585	205,285	160,285	160,285
Total Resources	\$ 3,457,492	\$ 3,906,399	\$ 3,715,289	\$ 3,507,592	\$ 3,462,592	\$ 3,462,592
Requirements						
Personnel Services	\$ 282,629	\$ 349,149	\$ 490,445	\$ 493,341	\$ 493,341	\$ 493,341
Materials and Services	570,885	714,323	1,255,929	1,112,996	1,112,996	1,112,996
Capital Outlay	182,740	177,478	236,000	216,000	216,000	216,000
Transfers Out	264,048	393,275	145,500	255,928	395,928	395,928
Ending Fund Balance	2,157,190	2,272,174	1,587,415	1,429,327	1,244,327	1,244,327
Total Requirements	\$ 3,457,492	\$ 3,906,399	\$ 3,715,289	\$ 3,507,592	\$ 3,462,592	\$ 3,462,592

Auxiliary Fund - Resources and Requirements

	Fiscal Year 2011-12 ACTUAL Amounts	Fiscal Year 2012-13 ACTUAL Amounts	Fiscal Year 2013-14 CURRENT Budget	Fiscal Year 2014-15 PROPOSED Budget	Fiscal Year 2014-15 APPROVED Budget	Fiscal Year 2014-15 ADOPTED Budget
Non-General Fund Instruction						
Resources						
Beginning Fund Balance	\$ 3,002,405	\$ 3,842,977	\$ 3,772,826	\$ 3,881,191	\$ 3,881,191	\$ 3,881,191
Tuition and Fees	3,673,896	4,030,906	5,339,000	4,881,000	4,881,000	4,881,000
Grants and Contracts	71,499	160,816	30,000	30,000	30,000	30,000
Other Income	1,457	13,336	20,000	20,000	20,000	20,000
Sales of Goods and Services	7,159	1,864	13,000	13,000	13,000	13,000
Program and Fee Income	307,550	674,827	722,416	733,000	733,000	733,000
Donations	33,896	47,100	20,000	20,000	20,000	20,000
Interest Income	10,378	13,659	17,473	12,198	12,198	12,198
Transfers In	1,078,399	979,709	890,866	616,428	551,428	551,428
Total resources	\$ 8,186,639	\$ 9,765,194	\$ 10,825,581	\$ 10,206,817	\$ 10,141,817	\$ 10,141,817
Requirements						
Personnel Services	\$ 3,113,028	\$ 3,541,135	\$ 4,279,068	\$ 4,064,525	\$ 4,064,525	\$ 4,064,525
Materials and Services	739,966	837,412	1,237,622	1,147,849	1,147,849	1,147,849
Capital Outlay	229,721	118,482	166,000	151,000	151,000	151,000
Transfers Out	260,947	1,093,847	1,235,000	1,172,000	1,297,000	1,297,000
Ending Fund Balance	3,842,977	4,174,318	3,907,891	3,671,443	3,481,443	3,481,443
Total Requirements	\$ 8,186,639	\$ 9,765,194	\$ 10,825,581	\$ 10,206,817	\$ 10,141,817	\$ 10,141,817

Auxiliary Fund - Resources and Requirements

	Fiscal Year 2011-12 ACTUAL Amounts	Fiscal Year 2012-13 ACTUAL Amounts	Fiscal Year 2013-14 CURRENT Budget	Fiscal Year 2014-15 PROPOSED Budget	Fiscal Year 2014-15 APPROVED Budget	Fiscal Year 2014-15 ADOPTED Budget
Revolving Activities						
Resources						
Beginning Fund Balance	\$ 1,177,764	\$ 1,478,940	\$ 1,400,000	\$ 1,400,000	\$ 1,400,000	\$ 1,400,000
Grants and Contracts	520,830	379,101	585,813	564,416	564,416	564,416
Other Income	212,044	118,504	162,000	162,000	162,000	162,000
Interest Income	1,642	2,333	7,223	7,223	7,223	7,223
Transfers In	57,000	115,000	116,090	129,958	129,958	129,958
Total Resources	\$ 1,969,280	\$ 2,093,878	\$ 2,271,126	\$ 2,263,597	\$ 2,263,597	\$ 2,263,597
Requirements						
Personnel Services	\$ 434,735	\$ 481,984	\$ 563,287	\$ 558,323	\$ 558,323	\$ 558,323
Materials and Services	35,605	38,541	61,060	61,060	61,060	61,060
Capital Outlay		2,179				
Transfers Out	20,000	225,000	150,000	150,000	150,000	150,000
Ending Fund Balance	1,478,940	1,346,174	1,496,779	1,494,214	1,494,214	1,494,214
Total Requirements	\$ 1,969,280	\$ 2,093,878	\$ 2,271,126	\$ 2,263,597	\$ 2,263,597	\$ 2,263,597

Auxiliary Fund - Resources and Requirements

	Fiscal Year 2011-12 ACTUAL Amounts	Fiscal Year 2012-13 ACTUAL Amounts	Fiscal Year 2013-14 CURRENT Budget	Fiscal Year 2014-15 PROPOSED Budget	Fiscal Year 2014-15 APPROVED Budget	Fiscal Year 2014-15 ADOPTED Budget
Contractual & Administrative Provisions						
Resources						
Beginning Fund Balance	\$ 695,062	\$ 853,277	\$ 896,000	\$ 939,000	\$ 939,000	\$ 939,000
Other Income	1,866	38,665	15,000	15,000	15,000	15,000
Program and Fee Income	8,663	11,305	15,000	15,000	15,000	15,000
Donations	10,764	11,142				
Interest Income	63,649	67,438	74,527	78,401	78,401	78,401
Transfers In	361,350	357,000	357,000	307,000	307,000	307,000
Total Resources	\$ 1,141,354	\$ 1,338,827	\$ 1,357,527	\$ 1,354,401	\$ 1,354,401	\$ 1,354,401
Requirements						
Personnel Services	\$ 231,121	\$ 172,248	\$ 276,616	\$ 300,412	\$ 300,412	\$ 300,412
Materials and Services	33,525	89,936	266,000	316,000	316,000	316,000
Capital Outlay	1,431	6,530				
Transfers Out	22,000	35,000	35,000	35,000	35,000	35,000
Ending Fund Balance	853,277	1,035,113	779,911	702,989	702,989	702,989
Total Requirements	\$ 1,141,354	\$ 1,338,827	\$ 1,357,527	\$ 1,354,401	\$ 1,354,401	\$ 1,354,401
Auxiliary Fund Total						
Beginning Fund Balance	\$ 6,470,135	\$ 8,332,384	\$ 8,035,782	\$ 8,006,545	\$ 8,006,545	\$ 8,006,545
Total Resources	8,284,630	8,771,914	10,133,741	9,325,862	9,215,862	9,215,862
Total Requirements	6,422,381	8,276,519	10,397,527	10,034,434	10,299,434	10,299,434
Ending Fund Balance	\$ 8,332,384	\$ 8,827,779	\$ 7,771,996	\$ 7,297,973	\$ 6,922,973	\$ 6,922,973

Auxiliary Fund - Expenditures by Category

	FTE	Personnel Services	Materials & Services	Capital Outlay	Interfund Transfers-Out	Contingency	Fiscal Year 2014-15 ADOPTED Budget
Self-Sustaining Activities							
Medical Leave Assistance Program	1.0	\$ 35,808	\$	\$	\$	\$	\$ 35,808
Deer Ridge Foundation Support	0.1	8,750	1,000				9,750
Public Safety			25,000				25,000
General Testing	0.1	1,620	13,000				14,620
Art Cards			7,000				7,000
Auto and Industrial Fees			40,000				40,000
Facility Fees			25,000		2,500		27,500
Club Sports	0.6	12,960	14,440				27,400
College Activities			35,000		85,000		120,000
Classified Training			6,000				6,000
Performing Arts			1,500				1,500
Box Office Activity			5,000				5,000
Hybrid Vehicle Fleet			4,000				4,000
Special Programs - Admin Vehicles	1.5	117,958	8,000 28,200	45,000	66,228		192,186 73,200
Physiology Lab Activities	0.3	5,618	6,000	15,000			26,618
Library Book Account			15,000	20,000			35,000
PCA Wellness	0.1	5,165	5,000				10,165
Outdoor Recreation Program			7,000				7,000
Enrollment Services Support			30,500				30,500
Accreditation	0.1	1,292	10,000				11,292
College Now	1.8	130,444	21,000		65,000		216,444
Salvage Sales				8,000			8,000
Media Activities			4,000	30,000			34,000

Auxiliary Fund - Expenditures by Category

	FTE	Personnel Services	Materials & Services	Capital Outlay	Interfund Transfers-Out	Contingency	Fiscal Year 2014-15 ADOPTED Budget
Tutor/Testing Activities	2.0	\$ 54,000	\$ 10,000	\$ 20,000	\$ 35,000	\$	\$ 119,000
Student Honors Recognition			2,750				2,750
Allied Health Lab Fees			22,500		7,500		30,000
Innovation Account			230,000	20,000	30,000		280,000
Mazama Lab Fees	0.1	7,215	40,000	30,000			77,215
Tool Room Deposits			3,000				3,000
Computer Lab Printers	0.3	6,480	18,000	15,000			39,480
Instructional Projects			18,000	2,000			20,000
Oregon Intl Education Consortium	0.2	13,516	90,500				104,016
Student Government	2.1	46,000	89,000	3,000	104,700		242,700
The Broadside	2.0	46,515	10,241	3,000			59,756
Blue Sky			42,000				42,000
Food Service Reserve			12,000				12,000
Elevation Gratuity Fund			55,000				55,000
CIS Software				5,000			5,000
Bend Area Transit Program			63,965				63,965
Student Government Clubs			10,400				10,400
Student Government Programs			49,000				49,000
Student Government Reserve			35,000				35,000
Ending Fund Balance							1,244,327
Total Expenditures	<u>12.3</u>	<u>\$ 493,341</u>	<u>\$ 1,112,996</u>	<u>\$ 216,000</u>	<u>\$ 395,928</u>	<u>\$ -</u>	<u>\$ 3,462,592</u>

Auxiliary Fund - Expenditures by Category

	FTE	Personnel Services	Materials & Services	Capital Outlay	Interfund Transfers-Out	Contingency	Fiscal Year 2014-15 ADOPTED Budget
Non-General Fund Instruction							
Summer Session	21.4	\$ 1,173,500	\$ 19,500	\$	\$ 1,015,000	\$	\$ 2,208,000
International Programs	0.3	20,250	2,000				22,250
SBDC Program Activities	0.9	67,622	53,000	4,000	25,000		149,622
Business Development & Training Gen	0.8	71,196	4,000				75,196
ABE General Purpose	6.2	491,770	37,849				529,619
Outreach Centers					87,000		87,000
Culinary Program	12.4	926,919	405,000	60,000			1,391,919
Culinary Facility	2.9	119,112	110,000				229,112
Veterinarian Tech Program			30,000				30,000
Culinary Foundation Fund			5,000	15,000			20,000
EMT Practical Exam	0.8	19,000	1,000				20,000
Contracted Credit Classes	0.8	43,212	46,000		20,000		109,212
Community & Professional Education	16.8	1,053,154	378,000	10,000	20,000		1,461,154
Licensed Massage Therapy			18,000	2,000			20,000
Aviation Program - Simulator Fees	2.5	78,790	38,500	60,000	130,000		307,290
Ending Fund Balance							3,481,443
Total Expenditures	65.8	\$ 4,064,525	\$ 1,147,849	\$ 151,000	\$ 1,297,000	\$ -	\$ 10,141,817

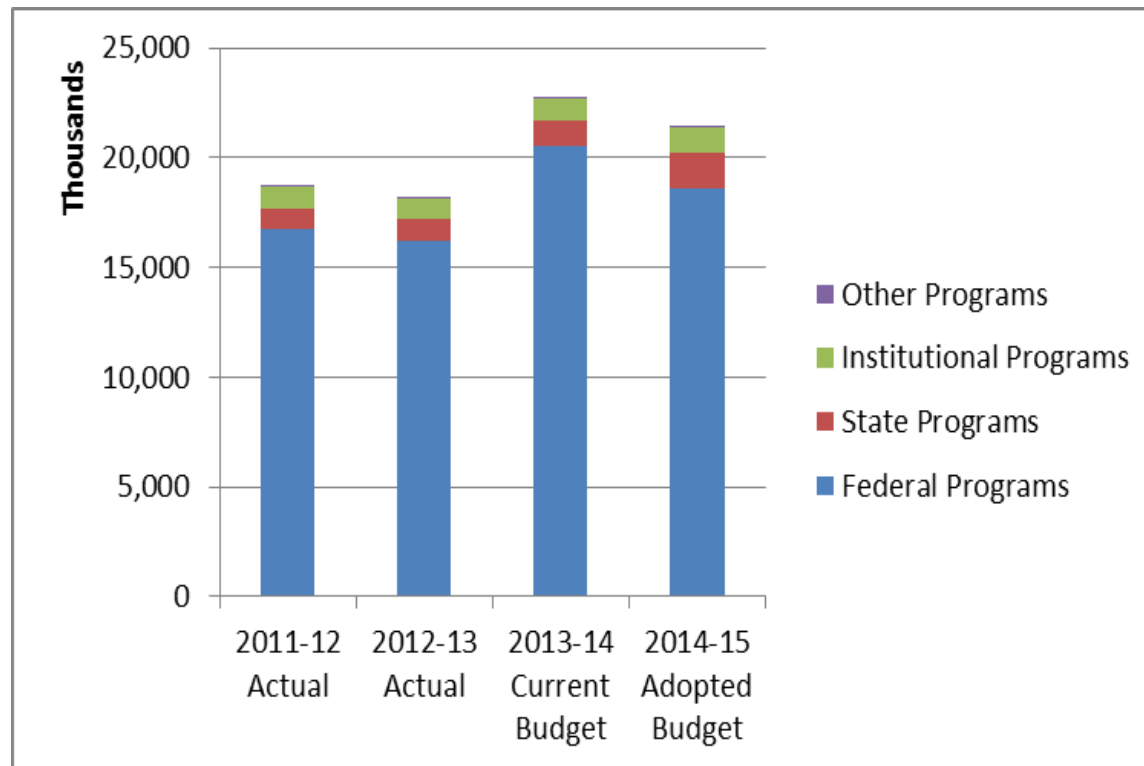
Auxiliary Fund - Expenditures by Category

	FTE	Personnel Services	Materials & Services	Capital Outlay	Interfund Transfers-Out	Contingency	Fiscal Year 2014-15 ADOPTED Budget
Revolving							
Foundation Billings	3.8	\$ 344,374	\$	\$	\$	\$	\$ 344,374
Partnership Collaborations	4.5	213,949	49,060		150,000		413,009
Cascades Hall Minor Maintenance			12,000				12,000
Ending Fund Balance							1,494,214
Total Expenditures	<u>8.3</u>	<u>\$ 558,323</u>	<u>\$ 61,060</u>	<u>\$ -</u>	<u>\$ 150,000</u>	<u>\$ -</u>	<u>\$ 2,263,597</u>
Contractual and Administrative Provisions							
Faculty Professional Improvement		\$	\$ 65,000	\$	\$ 35,000	\$	\$ 100,000
Adjunct Faculty Professional Improvement			16,000				16,000
ABE Professional Development Funds			5,000				5,000
Admin. Prof. Dev. & Sabbatical			50,000				50,000
Sabbatical - Faculty	1.3	150,412					150,412
Unemployment Reserve	n/a	150,000					150,000
Insurance Reserve Deductible			30,000				30,000
Keyes Education Fund			150,000				150,000
Ending Fund Balance							702,989
Total Expenditures	<u>1.3</u>	<u>\$ 300,412</u>	<u>\$ 316,000</u>	<u>\$ -</u>	<u>\$ 35,000</u>	<u>\$ -</u>	<u>\$ 1,354,401</u>

Financial Aid Fund

The Financial Aid Fund is of the expendable trust type. Student financial aid funds are received from federal, state, and local sources. These funds must be disbursed for the purposes and according to the rules of the grantor.

Financial Aid Fund Expenditures



Financial Aid Fund - Resources and Requirements

	Fiscal Year 2011-12 ACTUAL Amounts	Fiscal Year 2012-13 ACTUAL Amounts	Fiscal Year 2013-14 CURRENT Budget	Fiscal Year 2014-15 PROPOSED Budget	Fiscal Year 2014-15 APPROVED Budget	Fiscal Year 2014-15 ADOPTED Budget
Federal Grants						
Resources						
Beginning Fund Balance	\$ 10,716	\$ 10,982	\$ 9,000	\$ 9,000	\$ 9,000	\$ 9,000
Grants	16,614,670	16,075,654	20,470,000	18,470,000	18,470,000	18,470,000
Other Income	48,841	53,488	48,500	48,500	48,500	48,500
Transfers In	45,000	40,207	45,000	45,000	45,000	45,000
Total Resources	\$ 16,719,227	\$ 16,180,331	\$ 20,572,500	\$ 18,572,500	\$ 18,572,500	\$ 18,572,500
Requirements						
Personnel Services	\$ 176,536	\$ 156,390	\$ 215,000	\$ 215,000	\$ 215,000	\$ 215,000
Materials and Services	16,531,709	16,012,511	20,348,500	18,348,500	18,348,500	18,348,500
Ending Fund Balance	10,982	11,430	9,000	9,000	9,000	9,000
Total Requirements	\$ 16,719,227	\$ 16,180,331	\$ 20,572,500	\$ 18,572,500	\$ 18,572,500	\$ 18,572,500

Financial Aid Fund - Resources and Requirements

	Fiscal Year 2011-12 ACTUAL Amounts	Fiscal Year 2012-13 ACTUAL Amounts	Fiscal Year 2013-14 CURRENT Budget	Fiscal Year 2014-15 PROPOSED Budget	Fiscal Year 2014-15 APPROVED Budget	Fiscal Year 2014-15 ADOPTED Budget
State Grants						
Resources						
Beginning Fund Balance	\$	\$	\$	\$	\$	\$
Grants	960,400	1,074,519	1,150,000	1,650,000	1,650,000	1,650,000
Total Resources	<u>\$ 960,400</u>	<u>\$ 1,074,519</u>	<u>\$ 1,150,000</u>	<u>\$ 1,650,000</u>	<u>\$ 1,650,000</u>	<u>\$ 1,650,000</u>
Requirements						
Materials and Services	\$ 960,400	\$ 1,074,519	\$ 1,150,000	\$ 1,650,000	\$ 1,650,000	\$ 1,650,000
Ending Fund Balance						
Total Requirements	<u>\$ 960,400</u>	<u>\$ 1,074,519</u>	<u>\$ 1,150,000</u>	<u>\$ 1,650,000</u>	<u>\$ 1,650,000</u>	<u>\$ 1,650,000</u>
Financial Aid - Institutional						
Resources						
Beginning Fund Balance	\$ 197,345	\$ 201,141	\$ 185,000	\$ 250,000	\$ 250,000	\$ 250,000
Foundation Contributions	883,750	800,386	750,000	917,818	917,818	917,818
Interest Income	260	353	925	925	925	925
Transfers In	159,120	179,900	178,610	182,182	182,182	182,182
Total Resources	<u>\$ 1,240,475</u>	<u>\$ 1,181,780</u>	<u>\$ 1,114,535</u>	<u>\$ 1,350,925</u>	<u>\$ 1,350,925</u>	<u>\$ 1,350,925</u>
Requirements						
Materials and Services	\$ 1,039,334	\$ 921,509	\$ 958,610	\$ 1,130,000	\$ 1,130,000	\$ 1,130,000
Ending Fund Balance	201,141	260,271	155,925	220,925	220,925	220,925
Total Requirements	<u>\$ 1,240,475</u>	<u>\$ 1,181,780</u>	<u>\$ 1,114,535</u>	<u>\$ 1,350,925</u>	<u>\$ 1,350,925</u>	<u>\$ 1,350,925</u>

Financial Aid Fund - Resources and Requirements

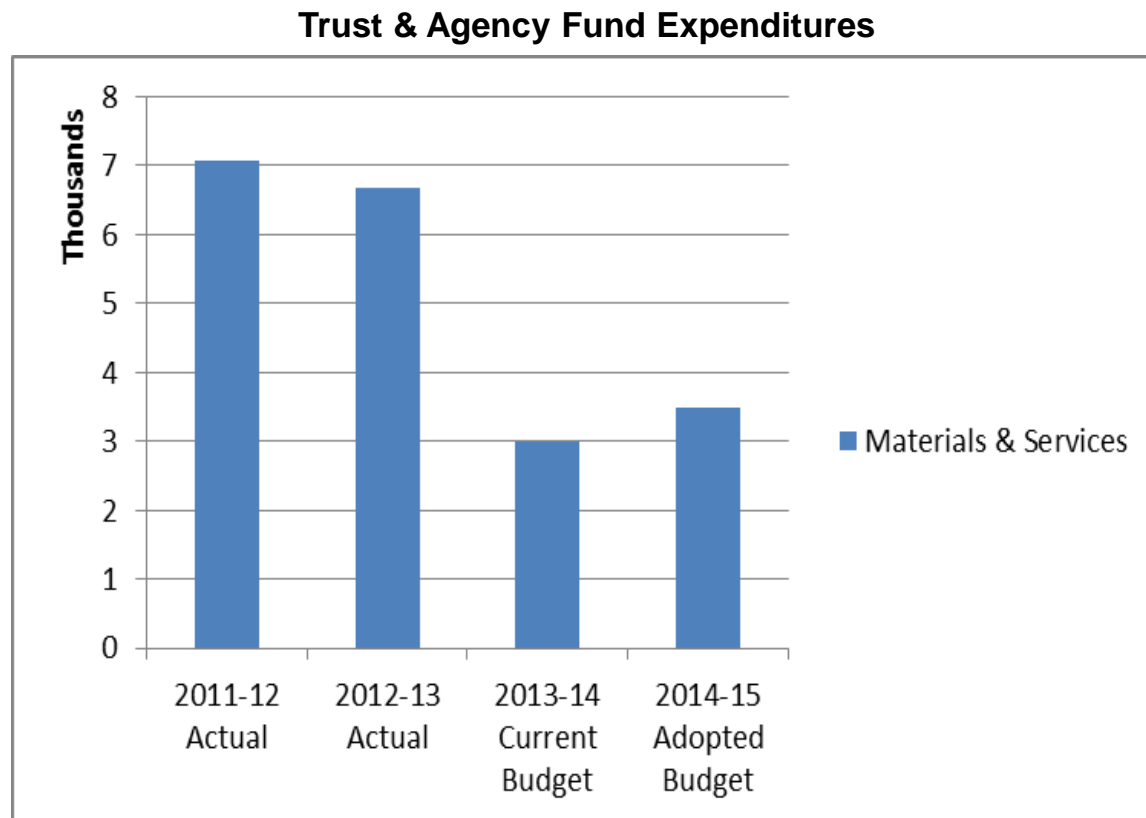
	Fiscal Year 2011-12 ACTUAL Amounts	Fiscal Year 2012-13 ACTUAL Amounts	Fiscal Year 2013-14 CURRENT Budget	Fiscal Year 2014-15 PROPOSED Budget	Fiscal Year 2014-15 APPROVED Budget	Fiscal Year 2014-15 ADOPTED Budget
Financial Aid - Other						
Resources						
Beginning Fund Balance	\$ 87,004	\$ 93,365	\$ 90,000	\$ 96,000	\$ 96,000	\$ 96,000
Other Income	6,862	4,168	3,000	3,000	3,000	3,000
Trust and Interest Income	24,799	24,647	26,363	26,363	26,363	26,363
Transfers In	15,000	15,000				
Total Resources	\$ 133,665	\$ 137,180	\$ 119,363	\$ 125,363	\$ 125,363	\$ 125,363
Requirements						
Personnel Services	\$ 22,741	\$ 26,265	\$ 3,240	\$ 3,300	\$ 3,300	\$ 3,300
Materials and Services	17,559	15,443	22,435	22,435	22,435	22,435
Ending Fund Balance	93,365	95,472	93,688	99,628	99,628	99,628
Total Requirements	\$ 133,665	\$ 137,180	\$ 119,363	\$ 125,363	\$ 125,363	\$ 125,363
	40,300 #	41,708 #	25,675 #	25,735		
Financial Aid Fund Total						
Beginning Fund Balance	\$ 295,065	\$ 305,488	\$ 284,000	\$ 355,000	\$ 355,000	\$ 355,000
Total Resources	18,758,702	18,268,322	22,672,398	21,343,788	21,343,788	21,343,788
Total Requirements	18,748,279	18,206,637	22,697,785	21,369,235	21,369,235	21,369,235
Ending Fund Balance	\$ 305,488	\$ 367,173	\$ 258,613	\$ 329,553	\$ 329,553	\$ 329,553

Financial Aid Fund - Expenditures by Category

	FTE	Personnel Services	Materials & Services	Capital Outlay	Interfund Transfers-Out	Contingency	Fiscal Year 2014-15 ADOPTED Budget
Federal Grants							
Perkins		\$	\$ 3,500	\$	\$	\$	\$ 3,500
College Work Study	10.2	215,000	20,000				235,000
SEOG			300,000				300,000
PELL			18,025,000				18,025,000
Ending Fund Balance							9,000
Total Expenditures	<u>10.2</u>	<u>\$ 215,000</u>	<u>\$ 18,348,500</u>	<u>\$ -</u>	<u>\$ -</u>	<u>\$ -</u>	<u>\$ 18,572,500</u>
State Grants							
State Need		\$	\$ 1,500,000	\$	\$	\$	\$ 1,500,000
Private Scholarship Awards - State			150,000				150,000
Ending Fund Balance							
Total Expenditures	<u>-</u>	<u>\$ -</u>	<u>\$ 1,650,000</u>	<u>\$ -</u>	<u>\$ -</u>	<u>\$ -</u>	<u>\$ 1,650,000</u>
Financial Aid - Institutional							
Foundation		\$	\$ 1,100,000	\$	\$	\$	\$ 1,100,000
COCC Financial Aid Fund			30,000				30,000
Ending Fund Balance							220,925
Total Expenditures	<u>-</u>	<u>\$ -</u>	<u>\$ 1,130,000</u>	<u>\$ -</u>	<u>\$ -</u>	<u>\$ -</u>	<u>\$ 1,350,925</u>
Financial Aid - Other							
Native American Program	0.2	\$ 3,300	\$ 20,435	\$	\$	\$	\$ 23,735
Veteran's Fund			2,000				2,000
Ending Fund Balance							99,628
Total Expenditures	<u>0.2</u>	<u>\$ 3,300</u>	<u>\$ 22,435</u>	<u>\$ -</u>	<u>\$ -</u>	<u>\$ -</u>	<u>\$ 125,363</u>

Trust and Agency Fund

Accounts for permanent funds that are legally restricted, permitting only earnings to be used to support college programs.



Trust and Agency Fund - Resources and Requirements

	Fiscal Year 2011-12 ACTUAL Amounts	Fiscal Year 2012-13 ACTUAL Amounts	Fiscal Year 2013-14 CURRENT Budget	Fiscal Year 2014-15 PROPOSED Budget	Fiscal Year 2014-15 APPROVED Budget	Fiscal Year 2014-15 ADOPTED Budget
Robert R. Clark Trust						
Resources						
Beginning Fund Balance	\$ 382,436	\$ 377,248	\$ 375,757	\$ 372,035	\$ 372,035	\$ 372,035
Interest Income	1,896	2,050	1,900	1,888	1,888	1,888
Total Resources	\$ 384,332	\$ 379,298	\$ 377,657	\$ 373,923	\$ 373,923	\$ 373,923
Requirements						
Materials and Services	\$ 7,084	\$ 6,668	\$ 3,000	\$ 3,500	\$ 3,500	\$ 3,500
Ending Fund Balance	377,248	372,630	374,657	370,423	370,423	370,423
Total Requirements	\$ 384,332	\$ 379,298	\$ 377,657	\$ 373,923	\$ 373,923	\$ 373,923

Appendix

Appendix.	81
Long-Term Debt Service.	82
Summary of Transfers.	83
Budgeted Capital Expenditures.	84
Student Enrollment Graph by FTE.	85
Student Enrollment Graph by Headcount.	86
Publication Notices.	87
Form CC-1...	89
Form ED-50.	91
Budget Resolution.	92
Appropriation Resolution.	93
Property Tax Levy Resolution.	96

Long-Term Debt Service

This schedule provides information on long-term debt service and legal debt limitations.

Long-Term Debt Service to Maturity (Principal and Interest)

Year Ending June 30	2010 General Obligation Bonds	2003 Pension Obligation Bonds	1996 FFC Bonds*	1997 FFC Bonds*	2001 FFC Bonds	2005 Capital Lease	2014 FFC Bonds	Total
2015	2,859,625	961,542	145,238	598,358	486,945	64,823	980,986	6,097,517
2016	2,944,950	1,006,542			486,760	64,823	1,261,988	5,765,063
2017	3,034,800	1,056,542			491,090	64,823	1,261,388	5,908,643
2018	3,125,250	1,111,542			489,340		1,260,188	5,986,320
2019	3,218,250	1,166,542			487,090		1,258,388	6,130,270
2020	3,315,350	1,226,542			489,340		1,260,988	6,292,220
2021	3,412,525	1,286,542			485,840		1,262,788	6,447,695
2022	3,514,663	1,346,542			486,840		1,258,788	6,606,833
2023	3,622,537	1,411,542			486,205		1,259,188	6,779,472
2024	3,730,438	1,481,542			489,775		1,258,788	6,960,543
2025	3,842,887	1,552,301			487,285		1,257,588	7,140,061
2026	3,957,238	1,625,292			489,000		1,260,588	7,332,118
2027	4,079,175	1,704,920			490,750		1,257,588	7,532,433
2028	4,201,143	786,720			486,500		1,258,788	6,733,151
2029	4,324,148				486,500		1,257,788	6,068,436
2030	4,457,498				490,500		1,260,288	6,208,286
2031					488,250		1,261,175	1,749,425
2032							1,260,788	1,260,788
2033							1,259,125	1,259,125
2034							1,261,188	1,261,188
2035							1,261,763	1,261,763
2036							1,257,963	1,257,963
2037							1,257,963	1,257,963
2038							1,261,563	1,261,563
2039							1,258,563	1,258,563
2040							1,259,163	1,259,163
2041							1,258,163	1,258,163
2042							1,257,900	1,257,900
2043							1,260,725	1,260,725
2044							1,261,412	1,261,412
Total	<u>\$ 57,640,477</u>	<u>\$ 17,724,653</u>	<u>\$ 145,238</u>	<u>\$ 598,358</u>	<u>\$ 8,298,010</u>	<u>\$ 194,469</u>	<u>\$ 37,513,560</u>	<u>\$ 105,738,486</u>

* Bonds retired early in fiscal year 2014-15.

Debt Limitation

Oregon Revised Statutes limits bonded indebtedness to 1.5% of real market value of property within the college district. The limit applies to the outstanding principal amount of general obligation bonds. The College may levy property taxes in the amount required to pay debt service of general obligation bonds.

Summary of Transfers

This schedule provides a summary of interfund transfers by fund type.

Transfers-out			Transfers-in						
Department	General Fund	Purpose of Transfers	Auxiliary Fund	Capital Projects Fund	Debt Service Fund	Financial Aid Fund	Special Revenue Fund	General Fund	Total Transfers-in
Instruction	(\$562,067)	ABE and Community Learning support	\$527,428				\$34,639		\$562,067
Instructional Support	(\$207,000)	Faculty professional improvement, sabbatical and accreditation.	\$207,000						\$207,000
Student Services	(\$9,585)	Student honors and BAT transit program.	\$9,585						\$9,585
College Support Services	(\$174,730)	Unemployment reserve, administrative & classified training, innovation, and student scholarships.	\$174,730						\$174,730
Campus Services	(\$630,920)	New construction, debt service, and repair & replacement.		\$565,920	\$65,000				\$630,920
Information Technology	(\$534,131)	Computer life cycle replacement and IT server infrastructure.		\$534,131					\$534,131
Financial Aid	(\$227,182)	College work study and scholarship match.				\$227,182			\$227,182
Total General Fund Transfers	(\$2,345,615)								\$2,345,615
Fund	Non-General Funds	Purpose of Transfers							
Reserve Fund	(\$300,000)	General fund support.						\$300,000	\$300,000
Enterprise Fund	(\$800,000)	Bookstore and residence hall construction, and general fund support.		\$750,000				\$50,000	\$800,000
Auxiliary Fund	(\$1,877,928)	Faculty professional improvement, student government clubs and programs, and general fund support.	\$205,928					\$1,672,000	\$1,877,928
Special Revenue Fund	(\$24,000)	Administrative grant support	\$24,000						\$24,000
Capital Projects Fund	(\$6,168,400)	Facilities support and debt service.			\$6,086,400			\$82,000	\$6,168,400
Total Non-General Fund Transfers	(\$9,170,328)								\$9,170,328
Total Interfund Transfers	(\$11,515,943)		<u>\$1,148,671</u>	<u>\$1,850,051</u>	<u>\$6,151,400</u>	<u>\$227,182</u>	<u>\$34,639</u>	<u>\$2,104,000</u>	\$11,515,943

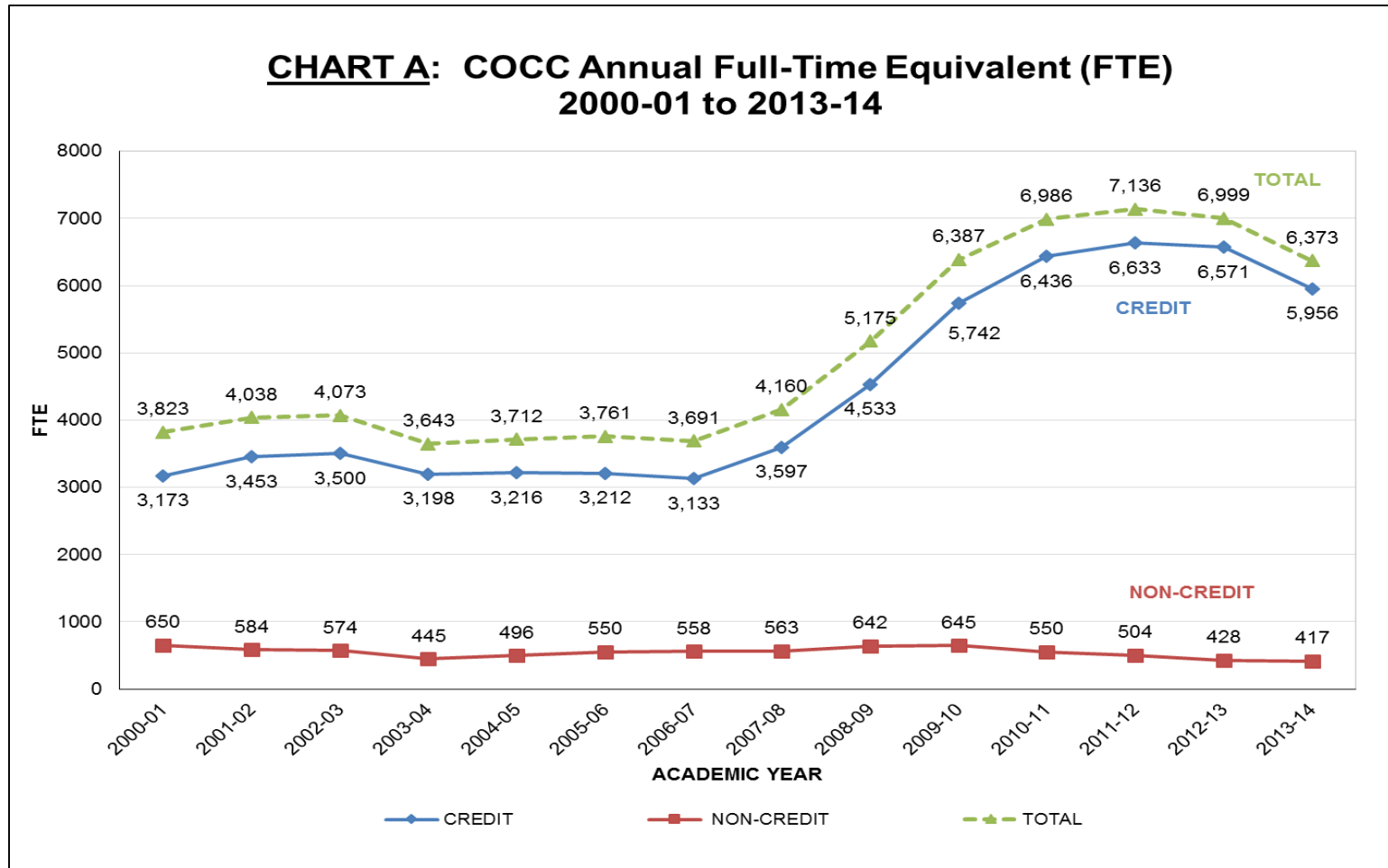
Budgeted Capital Expenditures

This schedule provides information on budgeted capital equipment reserve expenditures.

	Department	Description	Cost
1	Allied Health	Laptop Computers (10) for Pharmacy Tech program.	\$ 20,000
2	Social Science	25 laptops or ThinkPad equivalents and wireless access points for the space.	20,000
3	Science	LabQuest data Acquisition System & Sensors	13,000
4	HHP	8 x Lounge chairs with tablet arms	12,000
5	Nursing	Nursing (SIM pad capable) manikin	7,063
6	Science	8 blackout solar shades for SCI 190 windows	6,995
7	Allied Health	Dental Radiology Digital Sensor Unit	5,000
8	Allied Health	Dental Radiology Digital Sensor Unit	5,000
9	Nursing	Hill-Rom VB 200 Hospital Bed	4,000
10	HHP	Male & Female Kinesiology Skeletons	3,800
11	Allied Health	Chair Workstation	3,800
12	HHP	Smartboard for Mazama classroom to teach Exercise Science & Health courses	2,700
13	Fine Arts	Cone 10 Electric Kiln 23 x 27	2,250
14	Tutoring & Testing	Computer to be added to replacement plan.	1,300
15	Mazama	Equipment replacement	20,000
16	General Campus	Make BEC 160 multi-media	10,000
17	Admissions & Records	New Office Space and Computer	4,800
18	Purchasing	Furniture Replacement	58,000
19	Campus Public Safety	Newberry Doors Electronic Lock	19,000
20	Purchasing	Procurement Document Inventory Control Device/Software	6,000
21	Campus Services	CMMS software for Campus Services	6,948
22	College Relations	Updated/additional signage needs for Bend and Redmond Campuses	30,000
			<u>\$ 261,656</u>

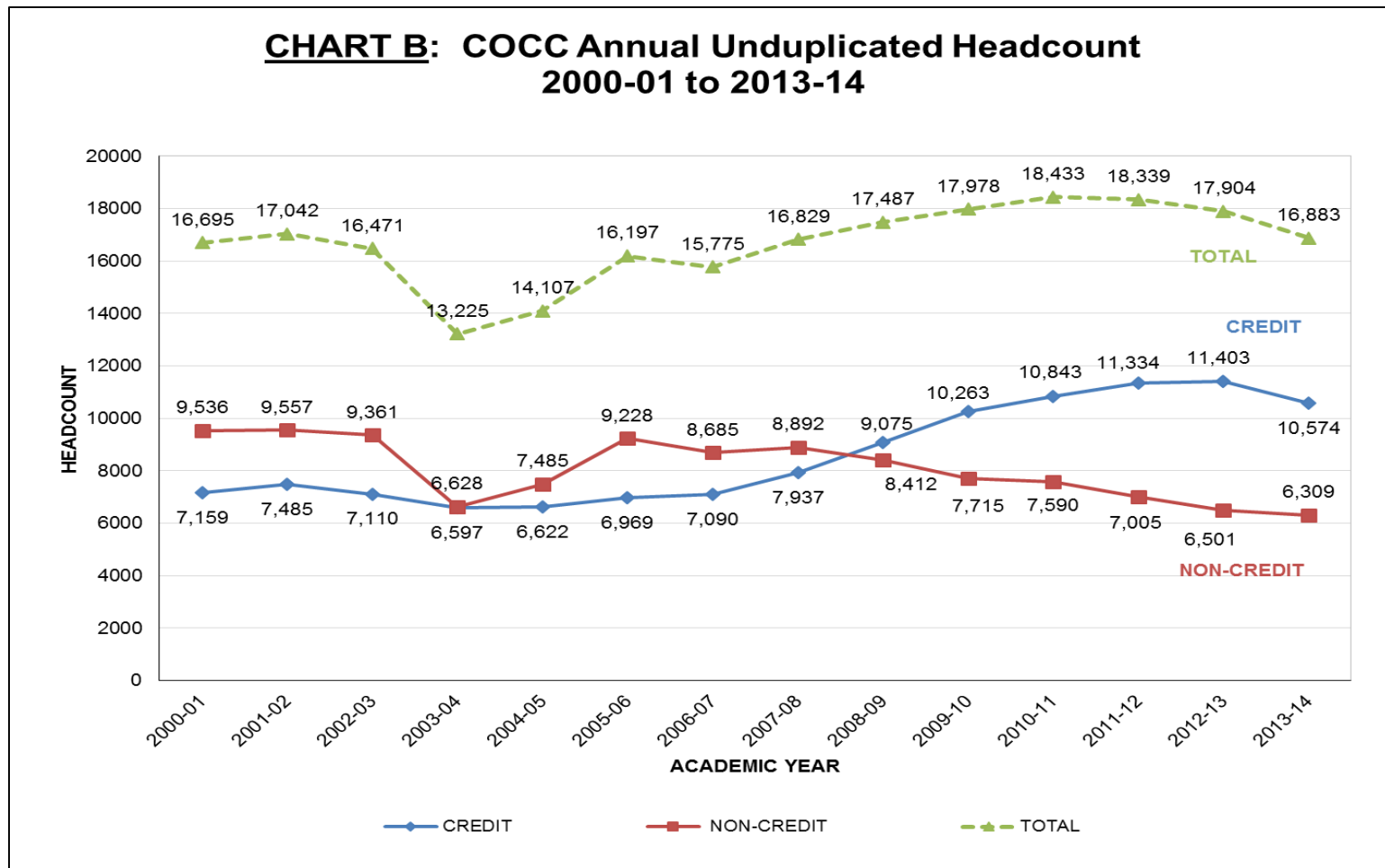
Enrollment Graph

This graph provides student enrollment history measured by full-time equivalent (FTE).



Enrollment Graph

This graph provides student enrollment history measured by headcount.



Publication Notices

Affidavit of Publication

STATE OF OREGON, COUNTY OF DESCHUTES

I, **Debby Winikka**, a citizen of the United States and a resident of the county aforesaid; I am over the age of eighteen years, and not party to or interested in the above-entitled matter. I am the principal clerk of the printer of

The Bulletin

1777 SW Chandler Ave, Bend OR 97702

a daily newspaper of general circulation, published in the aforesaid county and state as defined by ORS 193.010 and ORS 193.020, that

Acct Name: COCC

Legal Description: LEGAL NOTICE, NOTICE OF BUDGET, COMMITTEE, MEETING, ,

NOTICE IS HEREBY GIVEN pursuant to ORS 294.401 that a meeting of the Budget Committee of Central O... a printed copy of which is hereto affixed was published in each regular and entire issue of the said newspaper and not in any supplement thereof on the following dates, to wit:

2/14/14 Page E6

I certify (or declare) under penalty of perjury that the foregoing is true and correct.

Dated at Bend, Oregon, this 14 day of February, 2014.

Mely Winikka
Signature

AdName: 20465786A

State of Oregon, County of Deschutes

Subscribed and Sworn to before me this 17 day of Feb, 2014 by Debby Winikka

K Stokes
Notary Public for Oregon



No. _____ In the _____ Court of the STATE OF OREGON for the COUNTY OF DESCHUTES	
AFFIDAVIT OF PUBLICATION Filed _____ By _____ From the Office of _____ Attorney for _____	

Affidavit of Publication

STATE OF OREGON, COUNTY OF DESCHUTES

I, **Debby Winikka**, a citizen of the United States and a resident of the county aforesaid; I am over the age of eighteen years, and not party to or interested in the above-entitled matter. I am the principal clerk of the printer of

The Bulletin

1777 SW Chandler Ave. Bend OR 97702

a daily newspaper of general circulation, published in the aforesaid county and state as defined by ORS 193.010 and ORS 193.020, that

Acct Name: COCC

Legal Description: LEGAL NOTICE, SECOND NOTICE, OF BUDGET, COMMITTEE, MEETING, ,

NOTICE IS HEREBY GIVEN, pursuant to ORS 294.401 that a meeting of the Budget Committee... a printed copy of which is hereto affixed was published in each regular and entire issue of the said newspaper and not in any supplement thereof on the following dates, to wit:

3/4/14 Page E5

I certify (or declare) under penalty of perjury that the foregoing is true and correct.

Dated at Bend, Oregon, this 7 day of March, 2014.


Mely Winikka
Signature

AdName: 20471893A

State of Oregon, County of Deschutes

Subscribed and Sworn to before me this 10 day of Mar, 2014 by Debby Winikka

K Stokes
Notary Public for Oregon



No. _____ In the _____ Court of the STATE OF OREGON for the COUNTY OF DESCHUTES	
AFFIDAVIT OF PUBLICATION Filed _____ By _____ From the Office of _____ Attorney for _____	

Publication Notices

Affidavit of Publication

STATE OF OREGON, COUNTY OF DESCHUTES

I, **Debby Winikka**, a citizen of the United States and a resident of the county aforesaid; I am over the age of eighteen years, and not party to or interested in the above-entitled matter. I am the principal clerk of the printer of

The Bulletin

1777 SW Chandler Ave, Bend OR 97702

a daily newspaper of general circulation, published in the aforesaid county and state as defined by ORS 193.010 and ORS 193.020, that

Acct Name: COCC

Legal Description: Notice of Budget Hearing
Notice of Budget Hearing

a printed copy of which is hereto affixed was published in each regular and entire issue of the said newspaper and not in any supplement thereof on the following dates, to wit:

5/30/14

I certify (or declare) under penalty of perjury that the foregoing is true and correct.

Dated at Bend, Oregon, this 30 day of May, 2014.

Debby Winikka
Signature


AdName: 20503442D


State of Oregon, County of Deschutes

Subscribed and Sworn to before me this 2nd day of June, 2014 by Debby Winikka

Mary Ellen Rushton

Notary Public for Oregon



<p>No. _____ In the _____ Court of the STATE OF OREGON for the COUNTY OF DESCHUTES</p>	
<p>AFFIDAVIT OF PUBLICATION Filed _____ By _____ From the Office of _____ Attorney for _____</p>	

Form CC-1

FORM CC-1 NOTICE OF BUDGET HEARING

A public meeting of the Central Oregon Community College will be held on June 11, 2014 at 6:00 pm at Boyle Education Center Board Room, 2600 NW College Way, Bend OR 97701 Oregon. The purpose of this meeting is to discuss the budget for the fiscal year beginning July 1, 2014 as approved by the Central Oregon Community College Budget Committee. A summary of the budget is presented below. A copy of the budget may be inspected or obtained at the Presidents Office between the hours of 8:00 a.m. and 5:00 p.m., or on-line at NA. This Budget is for an X annual; biennial budget period. This budget was prepared on a basis of accounting that is X the same as; different than the basis of accounting used during the preceding year. If different, the major changes and their effect on the budget are: n/a

Contact: David Dona, Associate CFO Telephone: (541) 383-7222 Email: ddona@cocc.edu

FINANCIAL SUMMARY - RESOURCES			
TOTAL OF ALL FUNDS	Actual Amount Last Year 2012-13	Adopted Budget This Year 2013-14	Approved Budget Next Year 2014-15
Beginning Fund Balance	\$40,707,076	\$36,653,728	\$50,092,188
Current Year Property Taxes, other than Local Option Taxes	\$14,351,014	\$14,479,175	\$15,615,775
Current Year Local Option Property Taxes	\$0	\$0	
Tuition & Fees	\$22,247,091	\$23,970,000	\$20,669,000
Other Revenue from Local Sources	\$3,321,551	\$3,300,489	\$3,453,190
Revenue from State Sources	\$6,765,964	\$13,372,112	\$17,863,430
Revenue from Federal Sources	\$16,891,703	\$21,050,131	\$18,935,220
Interfund Transfers	\$5,836,791	\$5,354,065	\$11,515,943
All Other Budget Resources	\$9,970,537	\$36,055,865	\$17,739,086
Total Resources	\$120,091,727	\$154,235,565	\$155,883,832

FINANCIAL SUMMARY - REQUIREMENTS BY OBJECT CLASSIFICATION			
Personnel Services	\$36,288,503	\$41,391,486	\$41,119,535
Materials & Services	\$11,178,155	\$17,611,266	\$24,530,481
Capital Outlay	\$6,527,474	\$26,610,833	\$23,668,413
Debt Service	\$4,285,950	\$4,485,190	\$10,455,937
Interfund Transfers	\$5,836,791	\$5,354,065	\$11,515,943
Operating Contingency	\$0	\$800,000	\$800,000
All Other Expenditures	\$17,963,644	\$22,512,507	\$21,086,500
Unappropriated Ending Fund Balance & Reserves	\$8,011,210	\$35,470,218	\$22,707,023
Total Requirements	\$120,091,727	\$154,235,565	\$155,883,832

FINANCIAL SUMMARY - REQUIREMENTS AND FULL TIME EQUIVALENT EMPLOYEES (FTE) BY FUNCTION			
Instruction	\$22,463,233	\$25,912,456	\$25,235,194
FTE	292.0	307.9	303.3
Instructional Support	\$3,301,493	\$3,855,364	\$3,784,887
FTE	47.6	48.1	48.4
Student Services other than Student Loans & Financial Aid	\$7,755,454	\$11,232,178	\$10,064,919
FTE	65.9	67.3	66.4
Student Loans and Financial Aid	\$17,963,644	\$22,512,507	\$21,086,500
FTE	n/a	n/a	n/a
Community Services	\$353,701	\$938,301	\$947,251
FTE	4.3	4.4	5.4
Support Services other than Facilities Acquisition & Construction	\$13,996,573	\$18,651,653	\$18,840,159
FTE	138.3	139.5	147.0
Facilities Acquisition and Construction	\$6,123,678	\$25,023,633	\$30,446,019
FTE	5.3	5.3	3.0
Interfund Transfers	\$5,836,791	\$5,354,065	\$11,515,943
Debt Service	\$4,285,950	\$4,485,190	\$10,455,937
Operating Contingency	\$0	\$800,000	\$800,000
Unappropriated Ending Fund Balance and Reserves	\$8,011,210	\$35,470,218	\$22,707,023
Total Requirements	\$120,091,727	\$154,235,565	\$155,883,832
Total FTE	553.4	572.5	573.5

STATEMENT OF CHANGES IN ACTIVITIES and SOURCES OF FINANCING*

Issued \$41,580,000 of General Obligation Bonds on June 17, 2010 to finance capital construction. Expenses of \$4,700,000 are included in the Facilities Acquisition and Construction line for the 2014-15 fiscal year.

Issued \$20,965,000 of Full Faith and Credit Bonds on April 16, 2014 to finance a new student residence hall. Expenses of \$17,696,019 are included in the Facilities Acquisition and Construction line for the 2014-15 fiscal year.

Form ED-50

Notice of Property Tax and Certification of Intent to Impose a Tax on Property for Education Districts				FORM ED-50 2014-2015	
To assessor of <u>Deschutes, Jefferson, Crook, Lake, Klamath, and Wasco</u> County					
<ul style="list-style-type: none"> ▪ File no later than JULY 15. ▪ Be sure to read instructions in the current Notice of Property Tax Forms and Instruction booklet. 				<input type="checkbox"/> Check here if this is an amended form.	
The <u>Central Oregon Community College</u> has the responsibility and authority to place the following property tax, fee, charge or assessment <small style="display: block; margin-left: 20px;">District Name</small>					
on the tax roll of <u>Deschutes, Jefferson, Crook, Lake, Klamath, and Wasco</u> County. The property tax, fee, charge or assessment is categorized as stated by this form.					
<u>2600 NW College Way</u>		<u>Bend</u>		<u>OR. 97701</u>	
<small>Mailing Address of District</small>		<small>City</small>		<small>State Zip</small>	
<u>David Dona</u>		<u>Associate CFO</u>		<u>541-383-7222</u>	
<small>Contact Person</small>		<small>Title</small>		<small>Daytime Telephone</small>	
				<u>May 27, 2014</u>	
				<small>Date Submitted</small>	
				<u>ddona@coecc.edu</u>	
				<small>Contact Person E-mail</small>	
CERTIFICATION - You must check one box.					
<input checked="" type="checkbox"/> The tax rate of levy amounts certified in Part I are within the tax rate or levy amounts approved by the budget committee.					
<input type="checkbox"/> The tax rate of levy amounts certified in Part I were changed by the governing body and republished as required in ORS 294.456					
PART I: TOTAL PROPERTY TAX LEVY					
				Subject to Education Limits	
				Rate -or- Dollar Amount	
1. Rate per \$1,000 or dollar amount levied (within permanent rate limit)	1	0.6204		Excluded from Measure 5 Limits Amount of Levy	
2. Local option operating tax	2				
3. Local option capital project tax	3				
4a. Levy for bonded indebtedness from bonds approved by voters prior to October 6, 2001	4a.				
4b. Levy for bonded indebtedness from bonds approved by voters after October 6, 2001	4b.			\$2,804,081	
4c. Total levy for bonded indebtedness not subject to Measure 5 or Measure 50 (total of 4a + 4b)	4c.			\$2,804,081	
PART II: RATE LIMIT CERTIFICATION					
5. Permanent rate limit in dollars and cents per \$1,000	5	0.6204			
6. Election date when your new district received voter approval for your permanent rate limit	6				
7. Estimated permanent rate limit for newly merged/consolidated district	7				
PART III: SCHEDULE OF LOCAL OPTION TAXES - Enter all local option taxes on this schedule. If there are more than three tax attach a sheet showing the information for each.					
Purpose (operating, capital project, or mixed)	Date voters approved local option ballot measure	First tax year levied	Final tax year to be levied	Tax amount -or- rate authorized per year by voters	
<small>150-504-075-6 (Rev. 12-13)</small>					
<small>(see the back for worksheet for lines 4a, 4b, and 4c)</small>					
File with your assessor no later than JULY 15, unless granted an extension in writing.					

Budget Resolution

Exhibit: 6.a
Date: June 11, 2014
Approved: Yes No
Motion: _____

CENTRAL OREGON COMMUNITY COLLEGE BOARD OF DIRECTORS

RESOLUTION #1

Prepared by: David Dona - Associate Chief Financial Officer

A. Action Under Consideration

Adopt the College budget for 2014-15.

B. Discussion/History

The Budget Committee discussions for the 2014-15 budget focused on the continuing uncertainties associated with the State's public education system overhaul, new outcomes based funding formula for community colleges, and statewide declines in student enrollment. The approved budget was developed with conservative estimates in key revenue and expenditure categories. The tuition and fees revenue reflects a decline in credit enrollment equal to the decline experienced in spring term. If enrollment declines exceed projection, the loss of tuition and fees revenue could be offset with targeted expenditure reductions. The budget includes an \$800,000 general fund contingency that the Board could authorize to use for additional student success initiatives if revenue sources exceed budget.

No adjustments are recommended to the budget approved by the Central Oregon Community College Budget Committee on May 14, 2014. The Board of Directors has the power to adjust the resources and expenditures as approved by the Budget Committee. However, the governing body's power to change the approved budget is limited. The Board can reduce or even eliminate expenditures in a fund, but expenditures cannot be increased in a fund by more than \$5,000 or 10 percent, whichever is greater. Also, the Board cannot increase the property tax rate or amount approved by the Budget Committee. If the governing body wants to exceed either of these limits, it must publish a revised financial summary and budget hearing notice, and hold another budget hearing (ORS 294.435).

C. Options/Analysis

1. Adopt the budget at this time
2. Do not adopt the budget at this time.

D. Timing

The budget must be adopted before July 1, 2014 for the College to continue its operations.

E. Recommendation

Be it resolved that the Board of Directors of Central Oregon Community College do hereby adopt the total budget for all funds of \$133,176,809 approved by the Budget Committee on May 14, 2014.

F. Adjustments:

NA

Appropriation Resolution

Page 1 of 3

Exhibit: 6.b

Date: June 11, 2014

Approved: X Yes No

Motion: _____

CENTRAL OREGON COMMUNITY COLLEGE
BOARD OF DIRECTORS

RESOLUTION #2

Prepared by: David Dona – Associate Chief Financial Officer

BE IT RESOLVED that the amounts for fiscal year beginning July 1, 2014 and for the purposes shown below are hereby appropriated as follows:

GENERAL FUND

Instruction and Instructional Support	\$ 22,221,966
Student Services	4,623,155
College Support Services	5,139,591
Campus Services	5,158,489
Information Technology Services	4,509,606
Financial Aid	280,079
Contingency	<u>800,000</u>
Total General Fund	\$ 42,732,886

DEBT SERVICE FUND

Principal	\$ 7,740,159
Interest	2,715,778
Materials and Services	<u>3,400</u>
Total Debt Service Fund	\$ 10,459,337

CAPITAL PROJECTS FUND

Personnel Services	\$ 340,606
Materials and Services	9,284,000
Capital Outlay	22,890,413
Transfers Out	<u>6,168,400</u>
Total Capital Projects Fund	\$ 38,683,419

Appropriation Resolution

Page 2 of 3

Exhibit: 6.b
June 11, 2014

ENTERPRISE FUND

Personnel Services	\$ 792,335	
Materials and Services	5,067,887	
Capital Outlay	280,000	
Transfers Out	<u>800,000</u>	
Total Enterprise Fund		\$ 6,940,222

INTERNAL SERVICE FUND

Personnel Services	\$ 137,116	
Materials and Services	245,400	
Capital Outlay	<u>11,000</u>	
Total Internal Service Fund		\$ 393,516

RESERVE FUND

Materials and Services	\$ 180,000	
Transfers Out	<u>300,000</u>	
Total Reserve Fund		\$ 480,000

SPECIAL REVENUE FUND

Federal Grant Programs	\$ 524,859	
State Grant Programs	173,897	
Other Grant Programs	98,504	
Contracts	518,000	
New Programs	<u>500,000</u>	
Total Special Revenue Fund		\$ 1,815,260

AUXILIARY FUND

Self-Sustaining Activities	\$ 2,218,265	
Non-General Fund Instruction	6,660,374	
Revolving Activities	769,383	
Contractual & Administrative Provisions	<u>651,412</u>	
Total Auxiliary Fund		\$ 10,299,434

Appropriation Resolution

Page 3 of 3

Exhibit: 6.b
June 11, 2014

FINANCIAL AID FUND

Federal Programs	\$18,563,500	
State Programs	1,650,000	
Institutional Programs	1,130,000	
Other Programs	<u>25,735</u>	
Total Financial Aid Fund		\$ 21,369,235

TRUST & AGENCY FUND

Materials and Services	<u>\$ 3,500</u>	
Total Trust & Agency Fund		\$ 3,500

TOTAL BUDGET APPROPRIATION **\$ 133,176,809**

Property Tax Levy Resolution

Exhibit: 6.c
Date: June 11, 2014
Approved: X Yes ___ No
Motion: _____

CENTRAL OREGON COMMUNITY COLLEGE
BOARD OF DIRECTORS

RESOLUTION #3

Prepared by: David Dona, Associate Chief Financial Officer

BE IT RESOLVED that the Board of Directors of Central Oregon Community College District hereby imposes the taxes provided for in the 2014-15 adopted budget at the rate of \$0.6204 per \$1,000 of assessed value for operations and in the amount of \$2,804,081 for General Obligation Bonds debt service; and that these taxes are hereby imposed and categorized for the tax year 2014-15 upon the assessed value of all taxable property within the district.

	Subject to the <u>Education Limitation</u>	Excluded from <u>Education Limitation</u>
General Fund	\$0.6204 / \$1,000	
Debt Service Fund		\$2,804,081